



SAWDUST & SHAVINGS

Dakota Woodturners Newsletter

Bismarck/Mandan ND

PO Box 243, Bismarck, ND 58502

Chapter #115 of the AAW



SAWDUST & SHAVINGS ISSUE 171

JANUARY 2012


SPECIAL DATES OF INTEREST:

- January 14, 2012—9 AM Regular meeting at BSC Vo-Tech Shop
- January 14, 2012—5:30 PM Dakota Woodturners Annual Party—Bismarck Eagles Club
- January 17, 2012 - E-Board Meeting 7:00 PM Dakota Farms Mandan, ND
- February 11, 2012—9 AM Regular meeting at BSC Vo-Tech Shop—Coop Tool Orders due
- February 14, 2012 - E-Board Meeting 7:00 PM Dakota Farms Mandan, ND

C O N T E N T S

Meeting Minutes	2
E-Board Minutes	3
Christmas Party & Photos	4
Tool Order—Election	5

The Prez Sez



"Happy New Year" everyone. I hope your year is off to a fantastic start and the possibilities for your 2012 are endless. In reflection, 2011 was a great year for the Dakota Woodturners with the highlight of another successful Dakota Woodturners "Hands-on Symposium." The 25th Anniversary of the AAW, in association with the annual National Symposium in St. Paul, MN was also an exciting event in 2011. It was great to see the large number of club members who took advantage of this opportunity.

I'm very excited to have Alan Erickson as our club's new Vice President. Over the past couple of years, Alan has volunteered his time

in support of the club and is always very willing to share his ideas and demonstrate his turning techniques. I know the Dakota Woodturners will continue to be a thriving organization through Alan's support and leadership.

The Dakota Woodturners' 2012 year will get into full swing with our annual Holiday party on the evening of January 14th. January 14th is also the day of our normal monthly meeting at BSC Vo-tech building. I look forward to starting the year off with a fun filled evening with my fellow Woodturners and their significant others.

In February, we will be placing our CO-Op order with "Craft Supplies USA." Associated with the ordering process, several board members have been asked numerous questions regarding "what tools, chucks, or other items should I order." In an effort to help provide some useful ordering information, the January meeting demonstration will be hosted by Alan Erickson and me providing a review of turning tools (types, metals and basic uses), chucks and other turning items (pen kits, wine stoppers, kaleidoscope kits, etc.). We hope the demonstration will be an interactive event with members providing their preferences, issues and other information on their experiences with items they have ordered. Please come with your questions, a note pad, and your catalog and be ready to share your perspectives. I know if you have a question on an item there will be someone in the club that has the same question and/or can provide a testimonial.

I want to take this time to throw-out another plug for your turned items to be donation to the Mandan High School Band Booster Silent Auction. The proceeds go to help send High School students to summer band camps. This is also an opportunity to show case our turnings and maybe generate interest in our club and may even get one of the High School kids to come check out what this bunch of old timers can do with wood.

The Dakota Woodturners 2012 Hands on Symposium is April 20, 21, and 22, which is just around the corner. We will be getting a flyer/registration form out to you very soon and we will provide additional details at each of the upcoming monthly meetings. I just wanted to provide the dates, so you can mark your calendars and begin counting down (only 3 months and 20 days to go).

(Continued on page 2)

(Continued from page 1)

Again, "Happy New Year" and I hope to see you all on January 14th. For all of you "snow birds", you're going to miss one heck of a party, but we look forward to your return in the spring. As always, "Keep the Ribbons and Chips Flying" and do it safely.

Ron Day, President

DWT Regular Meeting December 10, 2011

The regular meeting of the Dakota Woodturners was called to order by President Ron Day at 9AM.

Approximately 50 members and guests were in attendance.

Guests were introduced. Richard Sturn, Roger Rask, Bill Guymer, Eric Montgomery and Bill Montgomery were welcomed by all.

A motion for approval of the November minutes was made and seconded. Motion carried.

Treasurer's report was given by Larry Zubke.

Weldee Baetsch presented the following names for election: Ron Day for President, Alan Erickson for Vice President and Greg Pollert for Member at Large. Nominations from the floor were called for. No further nominations were received. Ron Torgerson made a motion to accept those nominated and to cast a unanimous ballot. Seconded by Joe Sickler. Motion passed. Congratulations and thank you to the new officers.

Dennis Schwind reminded all of the Membership Renewals and handed out a membership list so as each would know who was currently paid up. Membership is \$20.00 per year.

Ron Day reported that the demonstration at Acme had been a great success and thanked all who participated.

The Holiday Party will be held on January 14th at the Bismarck Eagles. A gift exchange will take place. If you bring a gift you will receive a gift. Hand-made items (wood, crafts, treats, etc) are suggested, but they do not have to be. The more that bring... the more fun it is. But all are

welcome...gift or not. Come and celebrate the holidays with friends.

Larry Nelson and Dennis Schwind are still considering the joint effort on producing the Newsletter.

The CO-OP Order will be placed in February. Catalogs and order blanks were handed out. A 13% discount is given on orders plus volume discounts. Larry Zubke requested that people pay by check to have a good tracking on orders and the checks should be made out to Larry. A special thank you to Larry for handling these orders.

Mandan Booster Donations: This will be brought up at the January Meeting. The Event will take place on St. Patrick's Day. This gives everyone plenty of time to consider what they might give as a donation.

Duey Marthaller still has glue available for sale. Pat Schweitzer said there are only 7 more gallons of wood sealer left for sale at \$10.00 per gallon.

E-Board Meeting will be Tuesday, December 13 at 7PM at Dakota Farms in Mandan.

Dolly Erickson said that the Library is up and running....But, know that if you still have any items out from earlier on, please bring them back. Thanks to those who have returned items.

Program on "In-laying" is being presented by Ron Day. Thanks Ron.

Show and Share

Earl Setterlund showed a bowl made from elm. He also had his low profile wine stoppers, bird-houses and ornaments.

Francis Streifel showed a segmented bowl that he had made and told of the number of hours it takes to do such. Time intensive and creative.

Sam Fears brought three walking canes made from Diamond Willow. Beautifully done and also a time intensive project.

John Warren brought a few candle holders and votives made from maple and spalted birch.

(Continued on page 3)

(Continued from page 2)

Dave Krumwiede showed urn that he was making. It had a threaded cover of purple heart. He brought a steady rest that he had purchased from A R Liberties. Also he brought a boring tool with a laser light.

Information on both were available from him.

Dennis Schwind showed a dowel that he was using as a part of a doll bed. He brought plans along to share that he had printed from the Internet from Goggle Sketchup.

Larry Zubke brought several Christmas ornaments he had made. Also a tool created from an Allen wrench and other tools with handles he had made. He also brought some smaller walnut bowls.

Dolly Erickson brought some toothpick holders that she had made and a cedar case made by Alan Erickson.

Ron Day showed two vases that represented "think and thin" hollowing made from cottonwood. They also showed the use of turquoise inlaid.

Thanks to all for sharing their stories and projects.

Dolly Erickson,
Secretary

E-Board Meeting December 13, 2011

The meeting was called to order at 7pm at the Dakota Farms Restaurant in Mandan.

Present were Ron Day, Dolly and Alan Erickson, Larry Zubke, Dennis Schwind, Greg Pollert and Weldee Baetsch.

Treasurer's report was given by Larry Zubke. All bills have been paid. Larry reported that the total cost of the shroud had been \$451.53. Monies from the Duncan Warren Memorial were used to finance this.

Dolly Erickson will purchase two brass plaques to be mounted on the shroud to honor Duncan Warren's memory. There are 50 active paid members at this time.

January Program will be by Ron Day and Alan Erickson on Basic Turning and Basic Tools. February Program will be on Surface Finishing.

Holiday Party will be January 14th at the Bismarck Eagles. Ron Day and Dolly Erickson will work on the Gift Exchange. Remember to bring a gift if you want to participate.

Ron Day is continuing his quest to find demonstrators for Presentations at the 2012 Symposium. Anyone with suggestions should contact Ron Day. Dates for the Symposium are April 20, 21 And 22. Regular meeting will be held on April 14th.

Dennis Schwind will remain as Web Master. Larry Nelson has been approached and he is considering the position of Editor of the Newsletter. Dennis Schwind said he is willing to stay on and help.

The Spring CO-OP order will be placed in February. Anyone who has their order ready ahead of that time should email it to Larry Zubke if they have the means to do so at lzubke@bis.midco.net. Look for the order blank on the DWT Website.

Special thank you to the new members of the board joining us tonight. Greg Pollert and Alan Erickson.

Dolly reported the Library was up and running. The list will soon appear on the Website.

If anyone wants some particular item to be brought to the meeting they should email me at momdolly@bis.midco.net and if it available I will reserve it for the first one to send the request and bring to the next meeting. Otherwise you can pick up what you want at the meeting.

Dolly Erickson, Secretary



Show and Share from Spud Gruman and Bird Houses by Earl Setterlund.

CHRISTMAS PARTY

The DWT's annual Christmas Party will be held on January 14th starting at 5:30 PM. The event will again be held at the Bismarck Eagles Club. A sign up sheet was passed at the December meeting. If you were not at the meeting and did not sign the sheet email or call Dennis 258-1123 so we can get an accurate count for the food. We need to provide a count to the Eagle Club by Friday January 6th, so let me know as soon as possible.

A bring-one get-one gift exchange will be held if you wish to participate.

It has been a great experience being the DWT Newsletter Editor for the last four years plus a few months. It was fun and a challenge to try and produce a consistent newsletter month after month and hopefully the content was beneficial, interesting and informative. But now it is time for someone else with some fresh ideas to take over.

So, whoever that individual will be I wish them success and hope they enjoy the challenge as much as I did.

Thanks!
Dennis

ELECTIONS

Congratulations to the newly elected officers. At the December meeting Ron Day was re-elected as President, Alan Erickson was elected Vice President and Greg Pollert was re-elected for Member-at-Large. Also Spud Gruman has accepted an appointment from President Ron Day to serve out the un-expired term of member-at-large held by Jim Helbling who was not able to continue due to conflicts. Thanks to all for sharing their time to direct and guide a great organization.

TOOL ORDER — Start browsing the tool catalog and put your list together for the Coop Tool Order we will be submitting in February. Your order will be due at the February meeting. A copy of the order form is available on the web site and it has instructions on calculating the discount.

Larry Zubke will be compiling and placing the order. Make your payment directly to Larry by check.

If possible you could save Larry a lot of time if you would enter your order in an Excel file and submit it to him by email. This would save time in entering the order on a master spreadsheet and helps in compiling the order.

Contact Larry or any Board member if you have questions or need an order form.

The Board of Directors is open to suggestions for additional demonstration opportunities to promote the DWT Chapter and the art of wood turning. If you know of any group or event that would be appropriate for a demonstration please bring your suggestions to a meeting or contact a Board member. Also any suggestions on club demonstrations are always welcome.

WOOD SEALER

A 55 Gallon drum of Sealer was ordered and some is still available. Contact Pat Schweitzer's. You can pick sealer up at the monthly meeting. Price is \$10.00 per gallon.

Dakota Woodturners
PO Box 243
Bismarck, ND 58502

US POSTAGE

171

MAIL TO:

ADDRESS CORRECTION REQUESTED



WE'RE ON THE WEB

DAKOTAWOODTURNERS.COM

Serving woodturners from Bismarck/Mandan,
Central and Western ND



FOR SALE/WANTED

Craftsman 10" Radial Arm Saw. Excellent condition. Used very little, need more room for turning tools & wood.

\$150.00 Call Dennis 701-426-6485

For Sale: Cub Wood writer – Wood burner and pen, used to sign work. Purchased from Craft Supply 6 years ago. \$40.00 Duey Marthaller 400-2462

For Sale: Chain Saw – John Deere. From 1980's. 20-inch bar. Tuned up a year ago and ran fine. Now it starts but will not stay running. New bar. Two chains. \$20.00 Duey Marthaller 400-2462



SAWDUST & SHAVINGS

Dakota Woodturners Newsletter

Bismarck/Mandan ND

PO Box 243, Bismarck, ND 58502

Chapter #115 of the AAW



SAWDUST & SHAVINGS ISSUE 172

FEBRUARY 2012

SPECIAL DATES OF INTEREST:

- February 11, 2012
9 AM Regular meeting
at BSC Vo-Tech
Shop—Coop Tool
Orders due
- February 14, 2012
E-Board Meeting 7:00
PM Dakota Farms
Mandan, ND
- March 10, 2012
9 AM Regular meeting
at BSC Vo-Tech
Shop—
- March 13, 2012
E-Board Meeting 7:00
PM Dakota Farms
Mandan, ND

C O N T E N T S

Meeting Minutes	2
E-Board Minutes	3
Show & Share Library	4
Tool Order	5
For Sale/Wanted	6

The Prez Sez



It is absolutely amazing how quickly the days of the month fly by. It seems only yesterday we had our monthly meeting and our annual party and now it is time to prepare for the February meeting. As fast as the days are flying by, the Spring Hands-on Symposium will be here before we know it.

However, before we get too far ahead of ourselves, I would like to throw out a few reminders. The first is a reminder to bring your CO-OP order to the February meeting. Larry Zubke will be collecting the order forms and your payments at the February 11th meeting. The actual CO-OP order will be placed the week following the

meeting. This should provide sufficient time to get the orders processed and the products delivered in time for the March meeting. The second reminder is for the Mandan Band Booster Donations. If you would like to donate one of your turned items to the Mandan Band Boosters please fill-out a donation form at the February meeting. The item does not need to be available until the March meeting. However, if you want to bring your turning(s) to the February meeting, that would be just fine. The final reminder was to be for the Dakota West Art Council "Live Art in Motion" at the Kirkwood Mall on February 4th. The "Live Art in Motion" event has been canceled. Apparently, there was not enough interest and unfortunately Kirkwood Mall has a policy which requires a certain level of utilization for community events or the event must pay a rental fee.

As I previously stated, the Dakota Woodturners Spring Hands-on Symposium is approaching rapidly and will be here before we know it. The symposium is scheduled for April 20, 21 and 22 and will be at the Bismarck High Career Academy building (the same location as last year). We hope to have the brochure for the Spring Hands-on Symposium available for distribution at the February meeting. For all of you "Snow Birds" and for those of you unable to attend the February meeting, we will post a copy of the Brochure on our Website. We will also send the brochure out via e-mail to all members on our newsletter e-mail list. We hope you consider attending the symposium as it is

The demonstration for February's meeting will be Larry Nelson and Duey Marthaller talking through the processes they use to finish their turning projects. Based on what we see from the two of them at the monthly "Show & Share", the demo will be very informative and full of tips for all of us apply to our turning projects.

Every year I make a goal to turn a given number of items each month in preparation for that year's craft shows. Meeting this goal would help me eliminate the incredible scramble in the months and weeks leading up to the next show. This year I'm happy to say I'm right on pace with the past years, I am behind again and it is only the first of February. It is amazing how many great ideas just seem to get pushed aside and projects in the shop quickly pile up. The month of January was not one of avoiding the shop, rather it was a time of cleaning, digging out of the mess that had accumulated during the fall fury of turning for the "Pride of Dako-

(Continued on page 2)

(Continued from page 1)

ta" show. I have also been busy with finishing late Christmas gifts for the lovely boss lady's family (can you tell I'm in the dog house a bit on that issue). Well, I hope to make-up a little ground here in February and maybe even build a bit of a surplus, because I know Spring is just around the corner and Fishing and Golfing will be calling.

It is time to get back to the shop and get to work on my project list and as always "Keep the Chips and Ribbons Flying" and do it safely.

Ron Day, President

DWT Regular Meeting January 14, 2012

President Ron Day called the meeting to order at 9AM. Approximately 50 were in attendance.

Guests were introduced. Greg Pollert introduced his daughter Miranda Cox and friend Jan.

Dan Landis, Wayne Pechtl, Loretta Feist and Mark & Peggy Golke were also introduced.

Earl Setterlund made the motion to accept the minutes of the last meeting. Seconded by Gary Nagel. Motion Passed.

Larry Zubke gave the Treasurer's Report.

A reminder that 2012 dues are due at this time. The cost is \$20.00 per year. AAW dues are also due.

The DWAC "Live Art in Motion" will take place at Kirkwood Mall on February 4, 2012.

A motion was made by Kris Roberts, seconded by Francis Streifel that the DWT Club participate in the event. Motion passed. Several volunteered to help.

The Holiday Party will be held tonight at the Eagles. Each bringing a gift for the gift exchange will receive a gift.

Congratulations go to Larry Nelson for volunteering to be the new Newsletter Editor! Thanks Larry. Please support him with "lots of articles and input".

The CO-OP order will be placed in February. The sooner you can get your order to Larry

Zubke the better! Please send it to him on Excel if possible. This will make his job a lot easier.

The Mandan Band Boosters event will be on March 17th. Donations can be brought to the February or March meetings along with an information sheet on the item.

The three demonstrators are on board for the Spring Symposium. They are Duey Marthaller (Mandan), Tim Heil (Minneapolis) and Hans Fensterwall (Tucson, AZ).

Subjects to include natural edged bowls, tool handles and lidded boxes. The Symposium will be April 20, 21 and 22 at the BSC Career Academy. The brochure will be out shortly.

A motion was made by Weldee Baetsch and seconded by Gary Nagel to have a two day Fall Seminar. Motion passed. Duey Marthaller said he had some suggestions for demonstrators.

Ron Day announced that he was willing to have some classes at his shop. The cost would be \$20.00 for three classes and would be run through the club so as to be covered by insurance. Suggestions were for basic turning and hollowing.

Glue and accelerator is available from Duey Marthaller.

Wood is available at Pat Schweitzer's Shop.

E-Board Meeting will be held Tuesday 7PM at Dakota Farms.

Two plaques to honor Warren Duncan were purchased and will be placed on the new shroud that Larry Zubke made for the Club.

Thank you to all who brought items to share....wood products, pheasant feathers, notebooks and magazines.

Show and Share

Earl Setterlund showed spheres he had made from ash and elm. He described the process he used for making them and the difference of making baseballs and soccer balls.

Spud Gruman brought some material for making steady rests to give away.

Sam Fears brought vases and bowls made using inlay. He had used shavings that had been put through

(Continued on page 3)

(Continued from page 2)

a blender and key shavings. Also he showed a screwdriver with a walnut handle he had made. Discussion was held on the "oops" bowl he had brought as to what may have caused it to "blow" apart.

Dale Hurt brought a candy dish made from cedar and talked about how the poly finish does not work over wax. He also brought a salt box made from oak on which he had used a dremel tool for added designs.

Larry Nelson brought two segmented birdhouses made from curly maple and box elder died red and veneers. One was made from cherry and black wood with spalted maple. Both finished with lacquer finish and buffed.

Larry Zubke showed a segmented bowl made from ash and walnut. Took 19 pieces to create. He also showed another one that had been assembled that was ready to be turned. It was great to see the before and after of a project.

Gary Nagel brought a candle pedestal and some bowls he had created from a cedar fence posts. He also brought a small cedar platter that he had made showing Celtic designs he has been working with.

He used wood burning designs and colored India inks to embellish.

Miranda Cox (Greg Pollert's Daughter) showed a vase that her Dad and turned and she was working on wood burning a design onto it. This bowl will be on display in February at a Valentine's show. She also showed a bowl on which she had decorated the design of coy fish. She had used paints, tung oil and iridescent paints.

Ron Day showed a large vase he had made from walnut and told of the work of maintaining a consistent wall thickness. He used wipe on poly for finish.

Kris Roberts brought about 30 jigs to be given away made from cedar boards to be used in spindle turning.

These were to be used for turning #2 tapers.

Pat Schweitzer has a lot of wood to be given away at his shop. Anyone was invited to take what they would like.

Dolly Erickson

E-Board Meeting January 17, 2012

The meeting was called to order by President Day at 7PM. Present were Ron Day, Dennis Schwind, Greg Pollert, Alan Erickson, Larry Zubke and Dolly Erickson.

Larry Zubke reported that 40 attended the Holiday Dinner.

Several renewals came in at the regular meeting. There are 58 paid up 2012 members.

Dennis Schwind will send out an email to give notice to those who have not paid since 2010. Current 2012 dues will need to be paid to stay on the active membership roll.

The importance of joining the AAW was stressed.

All is in order for the live demo at the DWAC event "Live Art in Motion" at Kirkwood Mall to be held February 4. Encouragement was given to bring items for display.

The demonstrators are all committed for the April Symposium. Dennis Schwind will work on the Brochure. Weldee Baetsch will confirm dates and areas to be used. Larry Zubke brought up the fact that Alice Berning needs the "elm" products to be painted on for gifts ASAP. Better signage for the Symposium was discussed. Designated area from which the general public can observe was also addressed. Ron Day will contact Roughrider Hardwoods to invite them to have a booth at the Symposium.

Larry Zubke has received several orders for the CO-OP orders. Orders sent to him in EXCEL are much appreciated. The order will be placed right after the February 11 meeting.

A motion was made by Dolly Erickson and seconded by Larry Zubke to make Turning Classes by Ron Day as a sanctioned event because of insurance purposes. Motion passed. He has three signed up at this time.

February 11 meeting demo will be "Finishes" to be presented by Larry Nelson and Duey Marthaller. Presenting a project will be on the agenda for March by Ron Day. Tool sharpening was suggested for demo for the April meeting.

Meeting adjourned at 8PM.

Dolly Erickson



Miniature Bird Houses by Larry N. and a Cedar Celtic Platter by Gary Nagel



Segmented Bowls by Larry Zubke, painted bowl and burned vase by Miranda Cox, demo by Allen Erickson

From the Library

The Library is up and running. Thanks to all of you who returned many of the "missing" items and for your patience. I have combined into separate three ring binders the WOODTURNING magazines from each of the years starting with 2004/2005 through 2009. The entire binder can be checked out.

I have also added two new DVD's. One is of the Exhibit at the Bismarck Library. The other is a combination of "scenes" from some of our meetings, symposiums and Gallery Displays from the 25th Anniversary of the AAW in June of 2011 in St. Paul. Also, I added the Handout Book given to us at the AAW 25th Anniversary in St Paul.

The list is now on the DWT Web site.

I will try to keep it updated with the current additions.

Dolly Erickson

Well, here we go!

This is the first run for me, as the editor of the DWT Newsletter. I look forward to learning how to manipulate this software and doing my best. Please have patience with me and I hope that this change can come close to matching the terrific, consistent effort that Dennis has done for the club.

The four plus years that Dennis has been serving the club should not go without applause. Thanks!

I look forward to and need all of your ideas so this newsletter can continue to be a success. The DWT membership is a group of immense experience and unique personalities. All of your input will be appreciated. Thanks for your support!

Larry N.

Live Art in Motion

The DWT woodturning demonstration at Kirkwood Mall scheduled for February 4, 2012 was cancelled. Dakota West Arts Council (DWAC) was not able to obtain an adequate number of arts groups to participate and make it a worth while event.

TOOL ORDER — Continue to browse the Craft Supplies tool catalog and put your list together for the Coop Tool Order which will be submitted after the February club meeting. Your order will be due at the February meeting. A copy of the order form is available on the DWT web site and it has instructions on calculating the discount.

Larry Zubke will be compiling and placing the order. Make your payment directly to Larry by check.

If possible you could save Larry a lot of time if you would enter your order in an **Excel.xls** file and submit it to him by email. This will save Larry Z. much time in entering the order on a master spreadsheet and will help in compiling the order.

Contact Larry Z. or any Board member if you have questions or need an order form.

The Board of Directors is open to suggestions for additional demonstration opportunities to promote the DWT Chapter and the art of wood turning. If you know of any group or event that would be appropriate for a demonstration please bring your suggestions to a meeting or contact a Board member. Also, any suggestions on club demonstrations are always welcome.

WOOD SEALER

A 55 Gallon drum of Sealer was ordered and some is still available.

Contact Pat Schweitzer.

Sealer can also be picked up at the monthly meeting.

Price is \$10.00 per gallon.

Dakota Woodturners
PO Box 243
Bismarck, ND 58502

US POSTAGE

172

MAIL TO:

ADDRESS CORRECTION REQUESTED



WE'RE ON THE WEB

DAKOTAWOODTURNERS.COM

Serving woodturners from Bismarck/Mandan,
Central and Western ND



FOR SALE/WANTED

Craftsman 10" Radial Arm Saw. Excellent condition. Used very little, need more room for turning tools & wood.

\$150.00 Call Dennis 701-426-6485

For Sale: Craftsman 10" Table Saw with blade and stand. Good shape!

\$200.00 Phone Joe Sickler 701-223-4841



SAWDUST & SHAVINGS

Dakota Woodturners Newsletter

Bismarck/Mandan ND

P O Box 243, Bismarck, ND 58502

Chapter #115 of the AAW



SAWDUST & SHAVINGS ISSUE 173

MARCH 2012


SPECIAL DATES OF INTEREST:

- March 10, 2012
9:00 AM Regular
meeting at BSC Vo-Tech
Shop
- March 13, 2012
E-Board Meeting
7:00 PM Dakota Farms
Mandan, ND
- April 14, 2012
9:00 AM Regular
meeting at BSC Vo-Tech
Shop—
- April 17, 2012
E-Board Meeting
7:00 PM Dakota Farms
Mandan, ND
- April 20-21-22, 2012
Annual Hands-on
Symposium - Career
Center on BSC Campus

C O N T E N T S

Meeting Minutes	2
E-Board Minutes	3
Show & Share	4
Miscellaneous	5
For Sale/Wanted	6

The Prez Sez



I would like to start off this month's "Prez Sez" with a couple of notes of thank you. The first "Thank You" is to Duey Marthaller and Larry Nelson for the outstanding presentation on the processes they use to finish their turnings. The presentation was very informative and they did a great job of getting all of us on-lookers engaged in the discussion. After their presentation, I receive several comments from the group on the excellent job they did and the individuals felt it provided them with some very useful ideas to be tested on their next project. I'm in that same group, Duey and Larry gave me some helpful ideas to improve the finishes on my turnings. Thanks again, Duey and Larry.

The second "Thank You" goes out to Larry Zubke for his work on getting our CO-OP order organized, compiled, and placed with Craft Supply. I understand Larry had two little elf helpers in the sorting of the items upon the order receipt (Thanks Norbert and Alice Burning). The CO-OP order items will be available at the March meeting. It sure is great to be a part of an organization with so many folks who are so giving of their time.

The March meeting is just around the corner and the symposium is only a couple of months away. We will be providing some additional symposium details at the March meeting, which will cover the basics for the symposium; wood blank sizes if you want to bring your own, types of tools needed, (nothing beyond basic turning tools), etc. We will also insert a summary of the information in the April newsletter. The most important thing right now is to get your registration forms returned, so we have an idea of a head count. Based on the number of DWT members signing-up, will determine how much effort we need to put forth in trying to solicit outside registrants. We always welcome all outside registrants and if you know a non-member that may be interested in coming to the symposium, please provide the name and address to an E-board member and a brochure will be sent.

The March meeting will also be the time to bring your Mandan Band Booster donations. If you would like to donate a turning for the Mandan Band Booster fundraiser, please bring your item(s) to the March meeting and we will ensure the items get to the Boosters.

The program for the March meeting will be a demonstration on the turning of waterfowl game calls. The demonstrator will be me; I just hope I can do half as well as last month's presenters. I will be using the call internals and turning accessories I purchased from the "Craft Supply" catalog. The demo will feature the wood blank preparation, the turning of the call parts, assembly and a discussion of the types of finishes I use. I hope others in the group will offer-up their tips and tricks throughout the demo.

A quick note for the April 14th meeting, the program will be on tool sharpening. The demonstration will re-

(Continued on page 2)

(Continued from page 1)

view the parts of the tool and show the type of grind, bevel and burr that is placed on the tool, depending on the tool's intended use. Please bring your tools to the April meeting and we will help you sharpen them in preparation for use at the symposium the following weekend.

I had better hang-up the key board and get out to the shop to finish my Mandan Band Booster project and get started on a couple of items for the symposium "Instant Gallery". However; I do have one final comment. This past weekend my wife, daughter and I headed down to the BAGA art gallery and took in the Dale Cook display. Dale's display of turnings is very inspiring and his artistic flair gave a broad flavor of the different mediums that can be turned. His turnings also showcase a host of surface enhancement that can be used to embellish a turning. As a result of our visit, I was so inspired to try (more like my wife told me to try) a few of Dale's surface embellishment techniques. So don't be surprised if you see a few of my turnings at the symposium "Instant Gallery" with a Dale Cook inspired look.

Hope to see you all at the March meeting and the April Symposium, but until then "Keep the Chips and Ribbons Flying" and do it safely.

Ron Day, President

DWT Regular Meeting FEBRUARY 11, 2012

President Ron Day called the meeting to order at 9AM. 53 members and guests were in attendance.

The following Guests were introduced: Joe Lukach, Dan Miller's daughter Karen, Randy Zander, Joe Glasser, and Neil Niemuth with his son Ben. Welcome to all.

Bryce Hill made the motion to accept the minutes of the last meeting. Seconded by Ray Feist. Motion Passed.

Larry Zubke gave the Treasurer's Report.

A reminder, 2012 dues are due at this time. \$20.00 per year payable to Larry Zubke. AAW

dues are also due. The AAW has sent a donation for our silent auction at the April Symposium to be used for the National AAW Convention in the summer of 2012.

The Co-op order is due to Larry Zubke today. Thanks for input from all taking part.

The DWAC "Live Art in Motion" was cancelled at Kirkwood Mall on February 4, 2012.

Ron handed out flyers for the April 20-22 Symposium. Volunteers are needed to help.

E-board meeting will be held Tuesday, February 14 at Dakota Farms in Mandan at 7PM.

Duey Marthaller said he had paid the fees to the Mandan Art Galley for the year.

Dolly Erickson presented the fact that a display by Dave Cook (a wood turner from Fargo) is currently showing at BAGA (Bismarck Arts and Gallery). All are encouraged to take it in. Also she suggested that we think about taking part in a display for one month in 2013. It would require about 35 pieces. Pieces would need to be labeled and marked either for sale with pricing or not for sale.

Larry Zubke made a motion for adjournment. Seconded by Alan Erickson. Adjourned.

The meeting was followed by a presentation on sanding and finishing given by Larry Nelson and Duey Marthaller. A lot of great ideas and methods were presented with a lot of interaction from those attending.

Secretary,

Dolly Erickson

(Continued on page 3)

(Continued from page 2)

Show and Share

Gary Nagel showed a cedar vase in which he had used clear inlaid with a bronze dye and blue sprinkles.

Sam Fears brought a bowl and a vase made of birch. These he donated to the Mandan Band Raffle.

Larry Zubke brought a bird house made from two types of cedar. Also he made two wooden calipers.

Mark Kielpinski showed a bowl he had made from wood received from Pat Schweitzer. He also brought handouts on a chess game using four chess pieces "TIC TAC CHEC".

Dale Hurt returned the metal piece he had received for use in making a steady rest.

Gordy Isaac brought several types of pens, pen and pencil set and a seam ripper. Several different kinds of woods and acrylics were used. He also had some juniper and caragana wood to give away and for a donation to the club.

Ed Helbling brought different sized goblets made from SD Russian Olive. He also had some "light Bulb" bottle stoppers. He had used ebony and antler to make the pen he showed.

Earl Setterlund came with his "Box of Goodies". He showed several of the projects he had been working on including salt and pepper shakers, shoe horns, napkin rings, segmented bowl covers, low-profile wine stoppers and a "shrink box".

Secretary

Dolly Erickson

E-Board Meeting February 14, 2012

Ron Day called the meeting to order at 7PM. Present were Alan Erickson, Larry Zubke, Greg Pollert, Dennis Schwind, Spud Gruman, Larry Nelson, Ron Day and Dolly Erickson.

Treasurer's report was given by Larry Zubke.

Ron Day will present the March Program by demonstrating turned duck calls.

The April Program will feature Tool Sharpening.

Assigned duties for the 2012 Symposium:

Sign-in Table.....	Dolly Erickson
Room Set-up.....	Alan Erickson
Instant Gallery.....	??
Barricade System	All
Snack Area.....	All
Silent Auction.....	Spud Gruman
Dinner/Program.....	Dennis Schwind
Host Families (2).....	Ron Day
Gifts for Demonstrators..	Ron Day / Alice Berning
Signs.....	Larry Zubke
Meal Tickets.....	Dennis Schwind
Lunches.....	Weldee Baetsch
Press Releases.....	Dolly Erickson
Refreshments.....	Larry Zubke
Coffee / Donuts etc.....	Weldee Baetsch
Cameras.....	Duey Marthaller
PA System.....	Kris Roberts
TV's.....	Weldee Baetsch
Vendors.....	Ron Day
Clean-up.....	All

Gift Certificates have been received for the silent auction from the AAW. One for the National AAW Symposium in San Jose in the summer of 2012 and one for the AAW annual membership. Shirts were also received.

Larry Zubke will take care of the 2011 tax preparation.

The Co-op order has been sent in and will possibly be here in a week. Several volunteered to help Larry when it arrives.

Ron Day will make contacts for a demonstrator for the Fall Program. The program will be held at the end of September.

The Board voted to have a display at the Bismarck Arts and Gallery during the month of February 2013. Approximately 30-35 pieces will be needed. Dolly Erickson will confirm dates with BAGA and more details will follow.

Also noted is that the DWT Club is responsible for the July 2012 display at the Mandan Art Gallery.

Greg Pollert suggested that we take part in the Read Program to be held at the State Library in June of 2012. More information will follow.

Meeting adjourned at 8PM.



Gary Nagel - cedar vase



Earl Setterlund - salt and pepper shakers



Sam Fears - birch bowl and vase



Mark Kielpinski - bowl



CONGRATULATIONS!

Congratulations to **Vern Jurgens!**

Vern was chosen as the American Association of Woodturners (AAW) membership prize winner, for the month of December 2011.

Each month, the AAW randomly draws names from their membership database, and awards prizes to those selected. Winners are announced each month on their webpage and in the American Woodturner.

All current members of AAW are automatically entered in the drawing. Prizes have been generously donated by their corporate sponsors and supporters.

Vern won the David Ellsworth donated items. These are a set of five DVDs , Open Bowls, Shop Stuff, Hollow Turning, Tools for hollow Turning, and Signature Gouge/Sharpening Jig.

Larry N.

Safety in Sharpness

The subject of the April demonstration will be tool sharpening.

Are we ever amazed at how quickly our turning tools become dull?

Do we find ourselves not taking the time to quickly "touch up" the edge of the tool?

A little math:

The outside edge of an 8" diameter bowl rotating at 1500 rpm on the lathe is moving at 35.7 mph or 52.3 feet/sec. In other words, after turning for 5 minutes, the tool edge has cut 15,690 linear feet of material. This is equivalent to nearly 3 miles if we could lay the ribbon of cut wood out in a straight line.

I believe we all understand the ease and enjoyment of turning when the tool is "just off" the grinder. The control and therefore, safety are also noticed.

As has been said, "A sharp knife is safer than a dull knife".

Larry N.

DWT Dues

The E-Board asked me to write a friendly reminder that the DWT membership dues for the calendar year of 2012 are due. In fact, a little overdue!

It is very easy to forget – especially when the days go by so fast!

If you are not sure if you are up to date , give Larry Zubke a call at 701-255-5784. He is a friendly guy and keeps excellent records!

The dues are \$20.00 for one year.

Thanks.

Larry N.

The Board of Directors is open to suggestions for additional demonstration opportunities to promote the DWT Chapter and the art of wood turning. If you know of any group or event that would be appropriate for a demonstration please bring your suggestions to a meeting or contact a Board member. Also, any suggestions on club demonstrations are always welcome.

WOOD SEALER

A 55 Gallon drum of Sealer was ordered and some is still available.

Contact Pat Schweitzer.

Sealer can also be picked up at the monthly meeting.

Price is \$10.00 per gallon.

Dakota Woodturners
PO Box 243
Bismarck, ND 58502

US POSTAGE

173

MAIL TO:

ADDRESS CORRECTION REQUESTED



WE'RE ON THE WEB

DAKOTAWOODTURNERS.COM

Serving woodturners from Bismarck/Mandan,
Central and Western ND



FOR SALE/WANTED

Craftsman 10" Radial Arm Saw. Excellent condition. Used very little, need more room for turning tools & wood.

\$150.00 Call Dennis 701-426-6485

For Sale: Craftsman 10" Table Saw with blade and stand. Good shape!

\$200.00 Phone Joe Sickler 701-223-4841

For Sale: Jet Mini Lathe with 26" bed extension, 3/4 hp motor, variable speed, Vicmarc chuck with several jaws, 2 faceplates, S curve tool rest and 12" tool rest.

Phone Joe Sickler 701-223-4841



SAWDUST & SHAVINGS

Dakota Woodturners Newsletter

Bismarck/Mandan ND

P O Box 243, Bismarck, ND 58502

Chapter #115 of the AAW



SAWDUST & SHAVINGS ISSUE 174

APRIL 2012


SPECIAL DATES OF INTEREST:

- April 14, 2012
9:00 AM Regular
meeting at BSC Vo-Tech
Shop
- April 17, 2012
E-Board Meeting
7:00 PM Dakota Farms
Mandan, ND
- April 20-21-22, 2012
Annual Hands-on
Symposium - Career
Center on BSC Campus
- May 12, 2012
9:00 AM Regular
meeting at BSC Vo-Tech
Shop—
- May 15, 2012
E-Board Meeting
7:00 PM Dakota Farms
Mandan, ND

C O N T E N T S

Meeting Minutes	2
E-Board Minutes	3
2012 Symposium	4
Symposium Agenda	5
For Sale/Wanted	6

The Prez Sez



March has come and gone and April is upon us, which means it is now only a few weeks away from the kick-off of the Dakota Woodturners Spring Hands-on Symposium. The Symposium is certainly a fair amount of work and coordination for the club, but it is certainly worth the effort. I'm looking forward to the event as it provides me with the opportunity to spend a whole weekend just talking, watching, and actually turning wood with a bunch of great folks. It also provides me the opportunity to get to know and cre-

ate new friendships with the demonstrators. If you haven't signed-up for the symposium it is certainly not too late. As a Woodturner, the symposium is one of the best values for the money to learn the art of wood turning for the beginner and just as great a value for the accomplished turner to improve and advance their skill level. I hope you will consider attending the symposium.

As part of the symposium each year we hold a silent auction of donated items. Each year the silent auction list consists of a vast array of item, everything from tools, wood, craft items, windows and gift certificates to the AAW symposium. So, if you have an item you would to donate to the club, please bring it to the symposium and we will gladly accept it in for the silent auction.

For all the symposium participants, don't forget your Instant Gallery items. Each person can display up to three items (if you have a small grouping of turnings they will be considered as a single item, so bring a couple more). The items in the instant gallery can be listed for sale; however, the instant gallery attendants will not make the final sale. They will track you down if someone from the general public would like to purchase one of your items and then you can complete the sale. When you bring your items to the instant gallery be sure to get the items checked-in by the attendants to help ensure the security of your item and return to you at the end of the symposium.

I know there are numerous items I'm forgetting to mention, but check out the other articles in the newsletter referencing the symposium and you can also bring your question to the April meeting. Also, if you need information prior to the meeting, you can always give me a call at (701) 223-6756.

(Continued on page 2)

(Continued from page 1)

I almost forgot one very important item and that is a request for volunteers to bring some of those great home-baked goodies for the afternoon snacks. If you, or should I say your better half would be willing to bring a plate of goodies, just let an e-board member know at the April meeting. I will also try to remember to ask for a show of hands for volunteers at the meeting as well.

I had best get back to finishing a few loose ends for the symposium and get a bite of practice in before the symposium (at least that is the story I'm telling my better half to avoid doing the yard work). Until the April 14 meeting and the April 20, 21 and 22 symposium, "Keep the Chips and Ribbons Flying" and do it safely.

Ron Day, President

DWT Regular Meeting MARCH 10, 2012

President Ron Day called the meeting to order at 9AM. Approximately 40 were in attendance.

Guests were introduced. Sister Karen Warren formerly of Minnesota expressed her interest in joining our club. She had been a member of the Minnesota Club many years ago and has moved to North Dakota. Francis Streifel introduced his brother from Aberdeen.

Minutes of the last meeting were approved. Motion to accept by Bryce Hill. Second by Ray Feist.

Larry Zubke gave the Treasures Report.

Larry gave a report on the CO-OP order. Gross on the order of \$9113.54 with a net of \$7929.00. Great savings to the club members in the amount of \$1184.54. He gave special thank you to Alice and Norbert Berning for helping with sorting out of the orders. A several hour "job" which is much appreciated by all.

Things are falling nicely into place for the April Symposium. Volunteers are needed. A list of those committees that are in place are in the **February Newsletter**. Please feel free to call any of those listed to volunteer your services. One host family is still needed.

Ron asked for a show of hands for any interested in purchasing some Big Leaf Maple Burl. Several were.

Pat Schweitzer and Ron Day will follow up on details and report back to the club.

E-Board Meeting will be Tuesday night at the Dakota Farms in Mandan at 7PM.

Duey Marthaller presented a summary on what his Demo will be at the symposium. Any input would be welcomed.

Items will be needed for the Silent Auction. Bring what you can to make it a good variety.

Pat Schweitzer announced there are 6 gallons of sealer left. Duey Marthaller also has CA glue available.

Alice Berning announced that a past member Jim Fine had passed away and the funeral would be this week. Ron Day stated that flowers had been sent from the DWT.

Upcoming Events to Keep In Mind

April 14, 2012 Meeting (Bring tools for sharpening)

April 20 - 22, 2012 Symposium at BSC

July 2012 - Display at the Mandan Art Gallery

August 2012 - Capital Affair

Late Fall 2012 - Symposium with a Professional Turner to be announced.

Date to be announced - Display at the Bismarck Veteran's Library

February 2013 - Display at the Bismarck Arts and Gallery (BAGA)

Meeting Adjourned. Demo by Ron Day on making Duck Calls.

Dolly Erickson - Secretary

(Continued on page 3)

(Continued from page 2)

Show and Share

Larry Zubke brought a segmented bowl that he had finished with five coats of thinned poly wipe on and then buffed. He also shared his experiences with the use of magnalac on maple and the struggles of it drying too fast. Also showed pens on which he had used magnalac and it had worked great. He showed another bowl on which he used Tung oil finish.

Greg Pollert showed one bowl of Russian Olive and one of Apple wood with a natural edge. He had used Tung oil for the finish.

John Warren brought three boxes made of Walnut and Cherry woods. Finishes used were EEE Ultra Shine and shell wax.

Gary Nagel showed a rattle he had made from Maple and had used mineral oil for the finish. He explained that hard woods should be used for rattles. He brought some bottle stoppers he had made with various design and color schemes. He also had a bowl he had turned and returned and then had used inlaid for decoration. He had used wipe on poly and EEE Ultra Shine wax.

Kris Roberts brought several seam rippers he had made with Lilac, Honey Locust and Zebrawood. He explained how they were made.

Lewis Pitman showed a set of three bowls he had turned from Buckeye burl. Tung oil was used for finishing. He also brought two boxes he had turned using Corian in white and red colors. One box was made with Brazilian Cherry and Corian. These had EEE Ultra Shine for finish.

Mark Kielpinski brought a bottle stopper made from laminated wood giving it a unique design. He brought some bowls he had made from other wood and a pencil holder.

Lowell Silseth brought several duck calls that his son Steve had made in various sizes and designs.

Earl Setterlund brought a unique segmented urn made from pressure treated 2 x 4's.

Sam Fears brought a bowl turned from Box Elder burl finished with wipe on poly. He also brought several of his "refrigerator" bottle stoppers made of various woods. He had also made one with captive rings. He said the particular drill bits he used for the stoppers could be purchased

from the MLCS catalog. He showed three screw drivers with handles he had turned.

Spud Gruman showed a laser pointer and screw drivers that could be purchased at Staples for a dollar.

Pat Schweitzer brought a show case he had made which was filled with miniatures. Several woods had been used including Big Leaf Maple with blue stain, Tagua nuts, Bloodwood, Oak that had been stained and Corian.

Ron Day showed a tall hollowed vase made of hybrid Cottonwood that he had turned and had embellished by burning a music staff on the outside.

Secretary

Dolly Erickson

E-Board Meeting March 13, 2012

Ron Day called the meeting to order at 7PM. Present were Alan Erickson, Larry Zubke, Greg Pollert, Dennis Schwind, Weldee Baetsch, Ron Day and Dolly Erickson.

Treasurer's report was given by Larry Zubke.

Future programs for the regular DWT meetings are as follows:

April - Sharpening of Tools

May - Hollowing

June - Finials, Proportion and Design

July - Large Item Hollowing

August - Picnic

It was noted that the Vice President is in charge of Programs.

Symposium notes:

See the February Newsletter for a list of committees. Feel free to volunteer to help on any of them.

There will be no vendors taking part due to date conflicts.

It was decided to have a raffle of items that Ron Day will purchase from Roughrider Hardwoods with the proceeds going toward education for the DWT Club in Memory of Jim Fine.

Alan Erickson will bring Laptop for use on Friday Night.

John Warren and Alan Erickson will bring grinders to be used at the symposium.

Volunteers are needed to bring "goodies" for the DWT Mem-

(Continued on page 4)

bers during the Symposium.

Silent Auction Items are needed to make the Symposium a success.

Need to check with Duey Marthaller on Grant from Basin Electric.

Ron Day will check on the Grant from Tesoro.

Greg Pollert made the announcement that we were welcome to have a demo at the State Library on June 1, 2012. Discussion was held and volunteers would be needed. Participation is to be discussed at the next meeting.

Larry Zubke suggested that we should follow-up with new members after they have attended a meeting.

Presently we have 71 paid up members.

SYMPOSIUM INFORMATION

It is upon us again, the 2012 Dakota Woodturners Annual Hands-on Symposium. The symposium is a great opportunity to learn from the experts and to hone our skills. We are still waiting for folks to return their registration forms and we are significantly behind in registration receipts. The lack of registrations is making it very difficult on the planning process. So, please if you plan to attend the symposium, turn in your registration at the April meeting.

In preparation for the symposium, each person should plan to bring the following items (if you have them and if you don't, not to worry we will have extras):

- Mini-lathe (drive center, live center & K/O bar)
- Lathe Stand
- Extension Cord (Power Stripe if you have one)
- Work Light (if you want)
- Scroll Jaw Chuck CA Glue & Accelerator
- Turning Tools*

*The basic turning tool any special tools will be identified with the outline for each project.

The following summarizes the items need for each project and the type of wood (please avoid bringing exotics, due to potential allergies for some folks):

Tim Heil – Screwdriver Handles

Wood blank – Dry hardwood approx. 1 ½" X 1 ½" X 8" (Blanks will also be available)

Tools – Basic turning tools, include small spindle gouge

Other – Jacob Chuck for Drilling

Hans Finsterwalder – Lidded Box

Wood Blank –dry wood approx. 3 ½" X 3 ½" X 6" (Blanks will also be available)

Tools – Basic turning tools

Other –

Duey Marthaller – Turning a Natural Edge Bowl

All materials will be provided, including bowl blank, glue block, screws, and glue. The wood will be dry. Participants are welcome to bring their own wood if they prefer (dry or green).

The following tools/hardware will be needed: (Tools will also be available for use.)

- Bowl Gauge
- Diamond Parting Tool
- Round-Nose Scraper
- Small Face Plate
- Spur Drive (likely not use)
- Live Center
- Face Shield

As stated above, there will be wood blanks available for each demonstration. If you have extra blanks and would be willing to share, please bring them.

If you have any questions concerning what to bring to the symposium or any other questions, just stop and ask Ron Day at the April meeting or give him a call at (701) 223-6756.

CONDOLENCES

On March 7, 2012, James Fine, a DWT member passes away. Even though failing health prevented him from participating in club activities the past few years, Jim maintained DWT membership. Additionally, his commitment to the club prompted him to contribute beyond general club fees in order to support special club projects.

He was also a member of AAW.

The DWT extends condolences to Jim's family, but especially to his intensely devoted wife, Darlene, who personally provided the special care Jim needed during his years of disability.

The DWT Membership

Agenda

2012 HANDS-ON WOODTURNING SYMPOSIUM Bismarck High School Career Academy April 20, 21 & 22, 2012

Guest Demonstrators

Tim Hiel, Hans Finsterwalder, Duey Mathaller

Friday – April 20, 2012

3:30 p.m. – 7:00 p.m. The symposium registration opens and the rooms will be ready for set-up.

7:00 p.m. – 9:00 p.m. Get acquainted session, which will include a slide show of past and current works of our demonstrators, insight into their work, what influenced them in their turning and what are some of their other special interests. Also included in the evening's discussion will be what they hope to cover over the next two days.

Saturday – April 21, 2012

8:15 a.m. – All participants meet in break area for instructions and dividing up into the three rotation groups.

8:30 a.m. – 12:00 noon Rotation I

Tim Hiel in North Room (Room 1) (Group 1)
Demonstrating & Hands-on: Screwdriver Handle

Hans Finsterwalder in South Room (Room 2) (Group 2)
Demonstrating & Hands-on: Turning Lidded Boxes

Duey Mathaller in East Room (Room 3) (Group 3)
Demonstrating & Hands-on: Turning Natural Edge Bowl

10:05 a.m. – 10:20 a.m. Break – Refreshments and Rolls available (included in registration fee).

10:20 a.m. – 12:00 noon Return to the same rotation for continued Hands-on.

12:00 noon – 1:00 p.m. Lunch at BSC Student Union (included in registration fee).

1:00 p.m. – 5:00 p.m. – Rotation II

Same as Rotation I with Demonstrators changing rooms. Example: Tim will move to Room 3, Hans moves to Room 1 and Duey moves to Room 2

2:45 p.m. – 3:00 p.m. Break – Refreshments and snacks available (included in registration fee).

Saturday evening April 21st: A dinner program is scheduled to begin at 5:30 p.m. at the Bismarck Eagles Club (the dinner is at the attendees own expense (\$15.50 per plate) and is open to spouses). Additional details will be announced on Saturday.

Sunday - April 22, 2012

8:00 a.m. – 12:00 noon Rotation III

10:05 a.m. – 10:20 a.m. Break – Refreshments and Rolls available (included in registration fee).

10:20 a.m. – 12:00 noon Return to the same rotation for continued Hands-on.

12:00 noon – 1:00 p.m. Lunch at BSC Student Union (included in registration fee).

1:00 p.m. – 2:45 p.m. Participant may choose which Demonstrator is of interest and sit in on the demonstrator's choice demo:

3:00 p.m. – Closing remarks and symposium clean-up.



The Board of Directors is open to suggestions for additional demonstration opportunities to promote the DWT Chapter and the art of wood turning. If you know of any group or event that would be appropriate for a demonstration please bring your suggestions to a meeting or contact a Board member. Also, any suggestions on club demonstrations are always welcome.

WOOD SEALER

A 55 Gallon drum of Sealer was ordered and 6 gallons are still available.

Contact Pat Schweitzer.

Sealer can also be picked up at the monthly meeting.

Price is \$10.00 per gallon.

Dakota Woodturners
PO Box 243
Bismarck, ND 58502

US POSTAGE

174

MAIL TO:

ADDRESS CORRECTION REQUESTED



WE'RE ON THE WEB

DAKOTAWOODTURNERS.COM

Serving woodturners from Bismarck/Mandan,
Central and Western ND



FOR SALE/WANTED

Craftsman 10" Radial Arm Saw. Excellent condition. Used very little, need more room for turning tools & wood.

\$150.00 Call Dennis 701-426-6485

For Sale: Craftsman 10" Table Saw with blade and stand. Good shape!

\$200.00 Phone Joe Sickler 701-223-4841

For Sale: Jet Mini Lathe with 26" bed extension, 3/4 hp motor, variable speed, Vicmarc chuck with several jaws, 2 faceplates, S curve tool rest and 12" tool rest.

Phone Joe Sickler 701-223-4841



SAWDUST & SHAVINGS

Dakota Woodturners Newsletter

Bismarck/Mandan ND

PO Box 243, Bismarck, ND 58502

Chapter #115 of the AAW



SAWDUST & SHAVINGS ISSUE 175

MAY 2012


SPECIAL DATES OF INTEREST

- May 12, 2012
9:00 AM Regular
meeting at BSC
Vo-Tech Shop
- May 15, 2012
E-Board Meeting
7:00 PM Dakota
Farms Mandan,
ND
- June 9, 2012
9:00 AM Regular
meeting at BSC
Vo-Tech Shop—
- June 12, 2012
E-Board Meeting
7:00 PM Dakota
Farms Mandan,
ND

C O N T E N T S

Meeting Minutes	2
E-Board Minutes	3
2012 Symposium Photos	4
Miscellaneous	5
For Sale/Wanted	6

The Prez Sez



The "Dakota Woodturners Hands-on Symposium" for 2012 is in the history books and based on the initial feedback I received, it was another successful event (but how could it be anything but a success with this great punch of participants). The 2012 symposium was one of the largest numbers of participants on record, which included several new turners that had little to no turning experience. It is always great to have new turners participate and to see how far they progress throughout the weekend.

At the May meeting, we will be requesting your feedback on what went well, what we could do different, and whether we should

proceed with the planning of a 2013 Symposium. We will need to decide the status of a 2013 Symposium, in order to start the process of procuring demonstrators. It is amazing how difficult it is to find demonstrators with open dates on their calendars, even a year in advance. To help narrow our search for demonstrators, we will also be asking for input on the type of project/demonstration the club members would like to see booked for the 2013 Symposium.

This year's demonstrators were a great bunch of guys and are shining examples of the sharing nature of the AAW Woodturners, in general. Hans Finsterwalder and Tim Heil quickly built a connection with the symposium participants and we knew Duey Marthaller would have no problem making that connection. This team of demonstrators kept the participants engaged and provided us with wealth of knowledge and new ideas. I would have no hesitation in having them back or recommending them to other clubs. Thank you Hans, Tim and Duey for your time and the hard work you put forth to make our 2012 Hands-on Symposium a success. On a side note, does this mean Duey is now on the professional tour and that he has lost his amateur status?

There are numerous Dakota Woodturners to thank for all their efforts in preparation and execution of the symposium and I know I will miss someone, so to cover all of you, thanks to each of you for participating. With each of you that signed-up and participated, you made this learning event available to each of your fellow turners, "Thank You". I would also like to thank Pat and Barb Schweitzer for coordinating the instant gallery, Robert (Spud) Grumman and Kris Roberts for their work on the Silent Auction, and Larry Nelson, Alan and Dolly Erickson, Dennis Schwind, Weldee Baetsch, Alice and Norbert Burning for all the miscellaneous activities they did to see that symposium was a great success.

As I stated above, please bring your comments and ideas to help the club to continue to make improvements for future symposiums. The single most important item for the May meeting discussion will be the decision on moving forward with a 2013 Symposium.

(Continued on page 2)

(Continued from page 1)

Moving on to other topics, the E-board is currently working to set-up a one day "Segmented Turning" demonstration for this fall. The one day event will be demonstration only and no-hands-on. We will announce the date and the name of the demonstrator when we have finalized the details.

At the May meeting, please bring any items you turned in re-sponse to the symposium, if you are having difficulty in completing one of the projects or if you forgot a step and need some help, bring those questions/examples to the meeting and we get you on the right track.

The demonstration for the May meeting will be hallowing tips, techniques and tool options. I hope I'm not too much of a let-down after all that was experienced with the professional demonstrators a couple of week ago.

The yard work is starting to pile-up and is eating into my turning time, so I had best get back to the boss's "To Do List". As always "Keep the Chips and Ribbons Flying" and do it safely

Ron Day, President

DWT Regular Meeting April 14, 2012

President Ron Day called the meeting to order at 9AM. Approximately 40 were in attendance. Guests from the Mandan Band Boosters (Phyllis Rittenbach, Samantha Sokolofsky and Sharon Lawler) expressed their Thank You to the Club for donations given for the Event. Funds raised at the Auction go towards providing opportunities for students in the musical field.

A welcome back was given to some "snow birds".

Ron Day read a Thank You note from Jim Fine. The DWT received \$200 in Memory of Jim Fine.

Minutes of the last meeting: Motion for approval by Ray Feist, second by Gary Nagel. Motion passed.

Larry Zubke gave the Treasurer's report making note of the fact that the balance was high at this time due to fees being collected for the April 2012 Symposium.

The April Symposium details were discussed. All are on board to make it a great success. A thank you was given to all those on committees for the work being done.

Robin Shears from near International Falls, Minnesota will be attending the Symposium on April 21st to offer his burls for sale.

Ron Day reminded all, that the DWT club is scheduled to have displays during the month of July at the Mandan Art Gallery. Items could be brought to the June Meeting or could be taken directly to the Gallery. Also noted was the commitment to have works on display for the month of February 2013 at BAGA.

Ron Day announced that he has been in contact with Curt Theobald to be the presenter at the Fall Seminar. Curt does segmented turning.

Arnold Truax has a workbench made from steel for sale. It's about 72"L x 36"H x 30"W. He's asking \$150 obo. The buyer needs to move the item and might need a Bobcat to do so. Weight about 300 + lbs. lptruax@yahoo.com

The meeting was followed by demonstrations of tool sharpening and helping others with sharpening of their tools.

Meeting adjourned 10:15.

Secretary,
Dolly Erickson

Show and Share

Louis Pitman showed bowls made from honey mesquite and screwbean mesquite which he got in Arizona. He had used embossing powder for accent on one. He told of being able to purchase this at Hobby Lobby. He also showed a bowl made from palm tree wood and an interesting turned item he called a "teapot". He said "It is fun to experiment."

(Continued on page 3)

(Continued from page 2)

Larry Zubke brought two bowls. One made from maple and one from chokecherry. He uses wipe on poly thinned 50/50 with naphtha. He puts on several coats and sands using 600 grit sand paper between applications.

Sister Karen Warren showed a hand cream that she used because of her hands drying out.

(My apologies for not getting the name of it.)

Sam Fears showed a hollow form he had turned and explained how he is working on designing the bottom differently. He also uses wipe on poly. He also presented a bottle turned as a stand to display his "refrigerator" bottle stoppers.

Alan Erickson showed a screwdriver on which the handle was made from chokecherry. He also showed a turned item that incorporated captive rings, a bullet pen made with buckeye burl, a wine stopper made as a bird house with a bird on it and a pen made from cocobolo with copper parts.

Weldee Baetsch brought two box elder end grain vases on which he had tried using acrylic paints to enhance the colors in the wood. He used several layers of lacquer for a finish.

Earl Setterlund explained how he used cocobolo to make stems for the wine glasses he had ordered. He then showed napkin rings and finger rings he had made from using smaller pieces of the same wood.

Gary Nagel brought an elm bowl that he had been doing piercing on. He showed some dental tools that he had attained and explained the use of diamond and carbide tips.

Dolly Erikson showed a letter opener and bottle stopper turned from acrylic. She also showed key chains turned in the shape of bowling pins.

Gary Nagel also showed a wooden puzzle made of 36 pieces made by Mark Kielpinski.

Secretary,
Dolly Erickson

E-Board Meeting April 17, 2012

Ron Day called the meeting to order at 7PM. Present were Alan Erickson, Larry Zubke, Weldee Baetsch, Ron Day and Dolly Erickson.

Treasurer's report was given by Larry Zubke. There are currently 72 paid up members.

Grants are expected from Tesoro and Basin Electric to be used for the Symposium.

Review of plans for the April 2012 Symposium were finalized. Two new registrations were received as a result of the article in the Bismarck Tribune. Approximately 37 are attending as of today.

Ron Day said he had attempted to contact Curt Theobald again to get a commitment for the Fall Seminar.

Proposed dates for the Fall Seminar are September 22 or 29 or October 6 or 7.

Future programs for the regular DWT meetings are as follows:

May - Open Form Hollowing

June - Finials, Proportion and Design

July - Large Item Hollowing

August - Picnic

It was noted that the Vice President is in charge of Programs.

Discussion was held on having more current pictures on the Web Site.

Meeting adjourned.

Secretary,
Dolly



Tim Heil, Alice Berning, Duey Marthaller, Hans Finsterwalder, Ron Day



2012 Symposium Professional Demonstrator Gallery Items

The following was copied from an AAW email regarding the 2012 AAW International Symposium which will be held in San Jose, California on June 8-10 2012.

The 26th International Symposium offers a **great line-up of demonstrators, panelists, and exhibits & galleries** to help improve your technique or inspire new creativity.

85+ demonstrators and panelists
45 rotations of items to make
68 rotations of techniques, tools, & materials
35 rotations to energize your creativity
27 rotations with a professional & collector focus
29 rotations emphasizing the basics
7 exhibits & galleries
46 vendors at the tradeshow
15 panel discussions
7 Special Interest Night topics
9 Special Features
11 Youth topics
10 Craft Room projects

Plan your trip in advance. Watch for the 2012 **Symposium Planning Guide**, expected mid-May.

Register **before May 15th** to take advantage of early rates.

I am sorry, I ran out of articles to communicate to the membership for this month.

Perhaps, there will be better luck for next month.

Larry Nelson - Editor

The Board of Directors is open to suggestions for additional demonstration opportunities to promote the DWT Chapter and the art of wood turning. If you know of any group or event that would be appropriate for a demonstration please bring your suggestions to a meeting or contact a Board member. Also, any suggestions on club demonstrations are always welcome.

Lost and Found

There was a jacket left in demo room # 3 during the 2012 Symposium. It will be brought it to the May 12, 2012 chapter meeting. If the owner wants to claim it sooner, call Weldee Baetsch at cell # 471-1008.

Dakota Woodturners
PO Box 243
Bismarck, ND 58502

US POSTAGE

175

MAIL TO:

ADDRESS CORRECTION REQUESTED



WE'RE ON THE WEB

DAKOTAWOODTURNERS.COM

Serving woodturners from Bismarck/Mandan,
Central and Western ND



FOR SALE/WANTED

Craftsman 10" Radial Arm Saw. Excellent condition. Used very little, need more room for turning tools & wood.

\$150.00 Call Dennis 701-426-6485

For Sale: Craftsman 10" Table Saw with blade and stand. Good shape!

\$200.00 Phone Joe Sickler 701-223-4841

For Sale: Jet Mini Lathe with 26" bed extension, 3/4 hp motor, variable speed, Vicmarc chuck with several jaws, 2 faceplates, S curve tool rest and 12" tool rest.

Phone Joe Sickler 701-223-4841



SAWDUST & SHAVINGS

Dakota Woodturners Newsletter

Bismarck/Mandan ND

P O Box 243, Bismarck, ND 58502

Chapter #115 of the AAW



SAWDUST & SHAVINGS ISSUE 176

JUNE 2012


SPECIAL DATES OF INTEREST

- June 9, 2012
9:00 AM Regular
meeting at BSC Vo-
Tech Shop
- June 12, 2012
E-Board Meeting
7:00 PM Dakota
Farms Mandan,
ND
- July 14, 2012
9:00 AM Regular
meeting at BSC Vo-
Tech Shop
- July 17, 2012
E-Board Meeting
7:00 PM Dakota
Farms Mandan,
ND
- Turning Demos
July 3 - 4, 2012
Mandan "Art in the
Park"
- "Capital Affair"
August 5 - 6, 2012

C O N T E N T S

Meeting Minutes	2
Show & share	3
Birthday Wish	3
Tip of the Month	4
Lidded Box	5
For Sale/ Wanted	6

The Prez Sez



The yard work is in full swing and the garden has been planted, which has limited my time in the shop. I may be a little strange, but I find myself hoping for one of those cool rainy weekends. A rainy weekend may help increase the odds of getting one of those "Shop Passes" issued by the boss and holder of the "to do" list (I sure hope the boss doesn't read the newsletter). Anyway, back to woodturning.

At Last month's meeting it was confirmed we will move forward with the 2013 Spring Hands on Symposium. The dates for the symposium will be April 12, 13, and 14, 2013. As discussed at the meeting, we will begin the search for demonstrators, keeping in mind your recommendations on turning projects. Please continue to provide us with your ideas and changes to enhance our annual symposium.

A couple of reminders; please bring several of your turnings to the June meeting for the Mandan Art Gallery display. The items will be placed at the gallery for the month of July and the items must be for sale. The proceeds of any items sold will be provided to you minus the gallery commission. Please be sure your items are labeled and provide a price for each item. We will provide information at the June meeting, if you want to take your items directly to the Mandan Art Gallery. Also, we will be accepting turnings for the club's raffle. We had hoped to get the raffle going for the Fourth of July weekend; however, the time to collect the donated items, get tickets printed and distributed and the procurement of a raffle permit has forced us to look at doing the raffle in association with the "Capital Affair". The current plan is to get everything ready and tickets printed prior to the July monthly meeting. At the July meeting, we will hand out tickets for members to sell. The raffle will conclude on Sunday afternoon August 5 and the drawing will be held at the "Capital Affair" event.

Current plans for the summer have the Dakota Woodturners demonstrating at the "Art in the Park" over the Fourth of July weekend and at the "Capital Affair", August 5th & 6th at the capitol grounds. We will need demonstrators and folk to help set-up and to chat with folks as they stop to watch us demo. We will have additional details of the times and locations at the June meeting. Associated with each of these events, we try to give the kids that stop by to watch a spinning top. Unfortunately, we tend to miss a few of the kids that sit and watch, because we

(Continued on page 2)

(Continued from page 1)

just can't turn out the tops at a high enough rate to meet the demand. So as a request to each member, if you could turn a few tops and bring them to the June or July meeting. This would help to build a premade supply for each of the above mentioned events. The tops don't need to be anything too fancy or elaborate and your help will ensure a smile on some little kid's face and who knows may get them interested in turning later in life. You don't have to go too crazy with this request; an inventory of one hundred tops would be nice (as a collective group, not each person, but if you're so inclined, go for it).

The E-board has been working on procuring a fall demonstrator on the art of "Segmented Turning". We now have a demonstrator and have finalized the dates; the demonstrator is **Malcolm Tibbetts** and he will be demonstrating for the club on Saturday, **September 15, 2012**. The Saturday demonstration will be free to Dakota Woodturner members; however, attendees will be on their own for lunch. There will be a second day of hands-on opportunity for 6 to 8 members, the cost will be dependent on the numbers of participants. Details on this event will be discussed at the June meeting.

The "To Do" list awaits so, "Keep the Chips and Ribbons Flying" and do it safely.

Ron Day, President

DWT Regular Meeting May 12, 2012

President Ron Day called the meeting to order at 9AM. Approximately 35 were in attendance.

One guest was present. Jason Geigle from Mandan stated he had been at the symposium and wanted to check out the club. Welcome. Also, welcome back to the "snow-birds" returning.

Ron Day gave the Treasure's Report in the absence of Larry Zubke. The club came out with a small amount of profit from the Symposium.

Ron gave a report on the Symposium. Approximately 38

turners took part, which was the most ever.

A lot of positive things were expressed from experiences. A few suggestions were made for future symposiums. One being that we may try to include a "Touch" area in our Gallery. Several had expressed how good it is to be able to touch and feel the finished products. The possibility of setting aside a specified time was discussed. Also discussed was the possibility of the purchasing of a new midi lathe that would have variable speed.

A show of hands from the members proved to be in favor of having a **2013 Symposium**. The date of **April 13, 14 and 15 of 2013** was selected. Several topics that members thought would be interesting were: miniature bird houses, small clocks, off center turning, kit turnings of needle threaders, pendants or pens, small boxes or bowls and also the "how to" of turning basic turning into art. Many good ideas were suggested.

A few names of perspective demonstrators were brought up. President Ron Day and Vice President Alan Erickson will check into these. The need for getting turners is a priority. Duey Marthaller said he would be pleased to do it again next year. Ron Day said he could be a backup if there was a conflict.

Alice Berning gave a special thank you to Duey Marthaller for a "JOB WELL DONE"!!!!

Gary Nagel expressed a "Thank You" to all who worked on putting together the Symposium.

Plans are still in the making for the Fall Demonstration. A temporary date of October 6th has been set. Curt Theobald has been contacted by Ron Day.

The DWT Club will have a display at the Mandan Art Gallery during the month of July. Turnings are needed. Turnings can be brought to the June Meeting or can be taken directly to the Gallery. Please take part and make this a good turnout for the Club. If marked for sale, the Gallery keeps 20%.

The June meeting will be held at BSC. The July Meeting will be held at Duey Marthaller's shop. The picnic will be held in August at Pat Schweitzer's home. Whether or not we will have an August meeting will be discussed at the June meeting.

It was noted that we will be set up to do turning demos at the **Art in the Park** in Mandan on the **3rd and 4th of July**. Also noted was the Capital Affair in August. It was mentioned that it would be nice to have several "tops" made ahead, to be able to pass out.

A motion was made by Dennis Schwind and seconded by Ray

(Continued on page 3)

(Continued from page 2)

Feist that we sell Raffle Tickets as a project.

One item in particular would be the Music Stand donated by John Warren and painted by Alice Berning.

Also needed would be several turned items from the members. Drawings could be held at the Art in the Park in Mandan as well as the Capital Affair. A permit from the city would be needed. Ron Day is in charge.

Dave Buchanan of Mandan Schools had expressed his interest in having some demos for his students. This can be checked into for next fall.

John Warren had brought some apple wood for anyone interested. A small donation to the club would be great.

There will not be an E-Board Meeting this month.

Hollowing demo by Ron Day followed the meeting.

Secretary,

Dolly Erickson

Show and Share

Alan Erickson showed a box made from ash. It was trimmed with cocobolo and had a jewel in the bottom. He also made two coasters from ND wood, possibly cedar. Then he showed a vase made from Russian olive (commenting on which way should be up!).

Dennis Schwind showed a vase that he made from spalted birch. The finish was with wipe on poly. He also brought two rings made from mesquite and explained how he made them and put the finish on them.

Mark Kielpinski brought a couple of small puzzles he had made. The look of how to make the puzzle work was deceiving but fun. Thanks Dennis for being a part of the demo!!!! Would be a fun project for family get-togethers!

Louis Pitman brought some tea-lite holders he had made from the cactus pieces brought from Arizona. These were trimmed with cedar and corian.

Weldee Baetsch brought a candle holder he had made in 1976 to show how he would have done it differently now that he has more tools etc. to produce the turnings. It was made from Sheyenne Valley Oak. He also brought some pill boxes he had made from laminated wood and also cedar. He brought a small plate made from birch burl with part of a natural edge. He had used some iridescent paints and gold flakes.

Weldee Baetsch also brought a two foot piece of white oak that he had finished to show the effects of sanding with different grits. He had sanded with 80 grit up to 1000 grit and then put polyurethane spray on to show the different finishes. Then he buffed it. This was much appreciated from all members. Followed with a good discussion on how the finished look is affected by sanding.

Secretary,

Dolly Erickson

HAPPY BIRTHDAY!

Norbert Berning

celebrated his 89th birthday on April 8, 2012



A special THANKS to Stella Baetsch with Magic Candle for making the beautifully decorated cake.



Ron Day - demonstrating a hollow form



Mark Kielpinski and Dennis Schwind



Show and Share Items

Tip for the Month

By Weldee Baetsch

Stick Fast Epoxy (pp.79 of Craft Supply Catalog Fall/Winter issue) is a two part epoxy—resin and hardener. The resin has a shelf life of about one year at room temperature. Based on my experience, I recommend placing the resin in a refrigerator for regular storage. The hardener seems to have an extended shelf life, but it may not hurt to also store it in the refrigerator. My resin turned hard after being on the shelf for over one year while not being used. Craft Supply was very good about replacing the resin and hardener at no cost to me.

Editor note: I have also used epoxies for many years and have experienced the same shelf life hardening of the resin. The epoxies that I have used are five minute epoxy and a System Three, T-88 structural epoxy. This epoxy takes 8 -10 hours to cure. Being impatient and cheap, I heated the hardened resin in hot water until it became liquid. Before using it on a project, I mixed the two parts together and let them cure to make sure there was still bonding. It worked!

Thanks, Weldee

**The following are five steps to turning a lidded box and was provided by Spud Gruman.
Thanks Spud.**

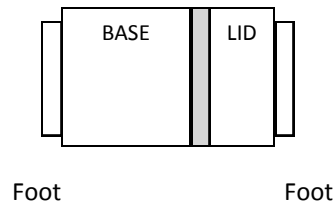
Box Turning Methodology

1. Find wood ~ $\frac{1}{3}$ lid + $\frac{2}{3}$ base + lid foot + base foot + parting width between lid and base = total length.

Turn an initial cylinder larger than the box, mark- feet, lid, base and part width.

Make the feet less than the depth of the chuck and have a good face to butt against the chuck jaws.

Turn feet and part off to give you a footed lid and a footed base.



2. Mount lid foot in chuck with the jaws flush against the good face on the wood.

True up the face where the bottom of the lip will be.

Turn out the inside of the lid – This will dictate how big the inside of the box is and the outside shape of lid.

Sand and seal and finish inside of the lid.

3. Mount Base foot in the chuck and true up the face where the top of the lip will be.

Turn the top of the base so the lid will just fit over it.

Hollow out the box, sand and seal and finish the inside.

4. Put the lid on the base with a paper towel in-between so that there is a good snug fit.

Finish turning the lid shape and finish tuning the side of the base and lid together to get the exact same diameter for both.

Sand and seal and finish the lid and base.

5. Make a waste block for the base to mount on and against, make the outside diameter a tight fit for the inside of the base and have a good true face for the lip of the base to butt up against.

Finish tuning the bottom of the base, sand and seal and finish.

Dakota Woodturners
PO Box 243
Bismarck, ND 58502

US POSTAGE

176

MAIL TO:

ADDRESS CORRECTION REQUESTED



WE'RE ON THE WEB

DAKOTAWOODTURNERS.COM

Serving woodturners from Bismarck/Mandan,
Central and Western ND



FOR SALE/WANTED

Craftsman 10" Radial Arm Saw. Excellent condition. Used very little, need more room for turning tools & wood.

\$150.00 Call Dennis 701-426-6485

For Sale: Craftsman 10" Table Saw with blade and stand. Good shape!

\$200.00 Phone Joe Sickler 701-223-4841

For Sale: Jet Mini Lathe with 26" bed extension, 3/4 hp motor, variable speed, Vicmarc chuck with several jaws, 2 faceplates, S curve tool rest and 12" tool rest.

Phone Joe Sickler 701-223-4841



SAWDUST & SHAVINGS

Dakota Woodturners Newsletter

Bismarck/Mandan ND

P O Box 243, Bismarck, ND 58502

Chapter #115 of the AAW



SAWDUST & SHAVINGS ISSUE 177

JULY 2012


SPECIAL DATES OF INTEREST

- July 14, 2012
9:00 AM Regular meeting at Duey Marthaller's Shop
- July 17, 2012
E-Board Meeting
7:00 PM Dakota Farms Mandan, ND
- August 11, 2012
9:00 AM Regular meeting at Ron Day's Shop
- August 11, 2012
Picnic at Pat Schweitzer's home.
- August 14, 2012
E-Board Meeting
7:00 PM Dakota Farms Mandan, ND
- Turning Demos
July 3 - 4, 2012
Mandan "Art in the Park"
- "Capital Affair"
August 5 - 6, 2012

C O N T E N T S

Meeting Minutes	2-3
Show & Share	2
July Meeting Directions	3
WHO	5
Tip of the Month	5
For Sale/ Wanted	6

The Prez Sez



The official first day of summer has arrived and the longest numbers of hours of daylight per day are here. It is amazing how I can still fall farther behind on the "TO DO" list when I have more hours of daylight to work on the list. Anyway, we have a lot of items on our Dakota Woodturner's calendar as well. July 3 & 4, the Dakota Woodturners will be demonstrating at the Mandan Art in The Park. The demo location will be at the Mandan Art Gallery, which is the beanery next to the old Depot. We will be there each day from approximately 8:30 am until 4:00 pm. If you would like to help out with the event, you can just stop by or give me a call. In association with the demonstrating at the Mandan Art Gallery, the Dakota

Woodturners will have the featured display at the Mandan Art Gallery for the month of July. Please drop off items at the gallery to be displayed. Also don't forget those spinning tops. If you have a few spinning tops to hand out to the kids you can drop them off at the demonstration location on July 3rd and/or July 4th (any extras we will use in August at the Capital Affair).

The Dakota Woodturner's July 14 meeting will be at Duey Marthaller's shop. Directions and address to Duey's shop will be provided in the newsletter. Duey will be demonstrating techniques for finish turning the bottoms of bowls. Also, it is just neat to see how Duey has set his work stations in his shop. The meeting will begin at the usual time, 9:00 AM.

August 4th and 5th is the BAGA Capital Affair on the Capital grounds. The Dakota Woodturners will be demonstrating both days at the usual location just west of the Capital steps. We will need demonstrator help as well as folks to just stop by and chat with the on lookers. You can also just come out and enjoy the day with a bunch of Woodturners. We will review the event details at the July meeting.

The last item is the Dakota Woodturner's Summer Picnic on August 11th. Pat and Barb Schweitzer have graciously volunteered again this year to host the picnic at their home. We will discuss the picnic details at the July meeting. We will be having the Silent Auction for turned/handcrafted items again this year. So, please bring a turned or handmade item to be auctioned. As always, pickled beets make for a fine silent auction item. In addition, we will have a Dakota Woodturners' meeting that day as well (August 11th). The meeting will be at my shop, starting at the usual 9:00 am and the demonstration for the meeting will be deep hallowing, utilizing the lighted boring bar system.

There is allot on the Dakota Woodturners' plate, but it makes for a mighty fun and exciting woodturning summer. I'm sure I missed something and I'm sure someone will remind me at the July meeting on what I missed. Just remember, "Keep the Chips and Ribbons Flying" and do it safely.

Ron Day, President

DWT Regular Meeting June 9, 2012

President Ron Day called the meeting to order at 9 AM. Approximately 30 members were in attendance. There were no guests.

Larry Zubke gave the Treasures report.

The Fall Demonstration is set for September 15, 2012. Malcolm Tibbetts will be demonstrating the art of Segmented Turning. There will be no cost to current, 2012 paid members.

Guests could attend for the cost of joining the club for \$20.00. Attendees will be on their own for lunch. A hands-on opportunity will be available on Sunday the 16th for a limited number of people. Cost for attending will be determined by the number of people participating. More details will follow at the next meeting.

Dakota Woodturners Club is committed to display at the Mandan Art Gallery for the month of July. Some projects were brought to this meeting. Others should be taken to the Gallery any time before the end of June. They must be marked with name and pricing for sale. We will also be set up to do turning at the Art in the Park on July 3rd and 4th. Set up at 8:30 AM. Volunteers are needed to do turning.

The DWT members will be participating in the Capital Affair on August 4th and 5th on the Capital Grounds. Cliff Rimes has donated many, many tops for this event. THANK YOU to Cliff. More tops would be appreciated from other members. These could be brought to the regular July meeting.

The Woodturner's Raffle was discussed. More information will be made available at the July Meeting.

July Meeting: Will be held at **Duey Marthaller's** shop on **July 14th at 9 AM.**

Demonstration on finishing off the back of bowls.

August Meeting: Will be held at **Ron Day's** shop on **August 11th at 9AM.**

Demonstration on deep hollowing.

August Picnic: Will be held at **Pat Schweitzer's** home on **August 11th at 4:30 PM.**

Fun...Food...Silent Auction

Brochures were handed out to those interested in the Desert Woodturning Roundup in Arizona in February 2013.

E-Board Meeting to be held Tuesday, June 12, 2012 at Dakota Farms in Mandan at 7 PM.

Meeting Adjourned.

June Program: Finial Turning presented by Ron Day.

Secretary,
Dolly Erickson

Show and Share

Weldee Baetsch brought a bowl made from boxelder that he had enhanced with iridescent gold paint.

Earl Setterlund demonstrated his "home made" construction project that he uses in his production of rings. Innovative and Interesting. Good Job Earl!

Gordy Isaac brought a candle holder made as an off center turning using caragana, boxelder and cottonwood. He also showed a suspended bowl he had made from badlands cedar and boxelder. Wipe-on poly was used as a finish.

Dale Sauer presented a segmented bowl made from ash and walnut.

Greg Pollert brought a bowl made from birch.

Larry Zubke showed a large gouge he had ordered and then described the handle he had assembled using gas pipes and rubber covering.

Alan Erickson showed the new version of a bolt action bullet pen that he had made. He had used antler to complete the pen. He also showed a puzzle that a friend had loaned him.

Ron Day showed a hollowed vase made from boxelder and enhanced with turquoise.

He also brought a wall hanging plaque made from black ash burl. This was finished with sanding sealer and then wipe-on poly.

ANNOUNCEMENTS

Pat Schweitzer made the announcement that he had "lots" of wood to be picked up today after the meeting.

Alan Erickson brought some "fresh cut" walnut wood.

Larry Nelson brought some honey locust wood.

Gordy Isaac said he had Russian Olive wood available to him if anyone was interested.

Norbert Berning announced he had the woodturners caps (winter and summer) available for \$8.00 each.

Secretary,
Dolly Erickson

(Continued on page 3)

(Continued from page 2)

E-Board Meeting

June 12, 2012

Ron Day called the meeting to order at 7PM. Present were Alan Erickson, Larry Zubke, Greg Pollert, Weldee Baetsch, Ron Day and Dolly Erickson.

Noted: There was no May E-Board Meeting.

Treasurer's report was given by Larry Zubke.

We have a **new record** of paid up **members** of **77**.

July Meeting: Will be held at **Due Marthaller's** shop on **July 14th** at **9 AM**.

Demo on finishing off the back of bowls.

August Meeting: Will be held at **Ron Day's** shop on **August 11th** at **9 AM**.

Demo on deep hollowing.

August Picnic: Will be held at **Pat Schweitzer's** home on **August 11th** at **4:30 PM**.

Fun...Food...Silent Auction

It was decided by the E-Board to postpone the Woodturner's Raffle at this time. More details need to be worked out to make it a successful event. Alan Erickson will get forms from the Police Department that we need to complete to obtain a permit for a raffle.

Dakota Woodturners Club is committed to displays at the Mandan Art Gallery for the month of July. Items should be taken to the Gallery any time before the end of June. They must be marked with name and pricing for sale. We will also be set up to do turning at the Art in the Park on July 3rd and 4th. Set up at 8:30 AM. Volunteers to do turning are needed.

The Fall Demonstration is set for September 15, 2012. Malcolm Tibbetts will be demonstrating the art of Segmented Turning. There will be no cost to current members.

Guests could attend for the cost of joining the club for \$20.00. Attendees will be on their own for lunch. A hands-on opportunity will be available on Sunday the 16th for a limited number of people. Cost for attending will be determined by the number of people participating. More details will follow at the next meeting.

Capital Affair will take place **August 3rd** and **4th**.

September 8th Meeting will be at our regular site at BSC.

September 15th Fall Demo by Malcolm Tibbetts at BSC

September 16th Hands-on with Malcolm Tibbetts. Location to be decided.

April 2013 Symposium: Discussion was held on early registration and the necessity of early commitment to taking part. Alan Erickson will start making calls to line up demonstrators.

Duey Marthaller has committed to being a demonstrator.

It was also discussed of possibly going to a different place for the dinner meals for both Christmas and the Symposium. Other places will be checked out for availability and pricing. Also, mention was made of the possibility of an educational grant that could be given to keep a younger turner involved in attending our symposiums. This will be discussed at a later meeting.

Secretary,

Dolly Erickson

Directions

The **July 14th** meeting will be held at Duey Marthaller's shop. Here are the directions:

Take I-94 Exit 152 (Sunset Drive), head north to stop light. Turn west on to Old Red Trail, go about 1.6 miles. Road curves to the north, then back to northwest. Just after curving to the west, turn right on 30th Ave NW (immediately after the Seventh Day Adventist church on the right). Follow 30th Ave NW north until the pavement ends, about 1/3 mile. Shop is on the right.



Ron Day - hollow form



Earl Setterlund



Allan Erickson - bolt action pen



Dale Sauer - segmented bowl



Larry Zubke - large gouge



Ron Day's wall hanging



Greg Pollert - birch bowl

WHO

Driven from his home of fifty-five years in Minot by the 2011 flood, with the assistance of his daughter and son-in-law, Lowell Silseth established residency in Bismarck. Because of his intense interest in woodworking they encouraged him to join the DWT club.



After serving in the U.S. Navy, Lowell's occupation was selling household appliances. Upon retirement he became a limo driver for a few years. Occasionally, the owner of the limo service would get a request for the driver to be that grey haired man who was young at heart and really cool.

Lowell volunteered for about twenty-five years at the Hostfest. He participated in building the Sons of Norway food booth and stabler. Additional civic involvement included, active membership in the American Legion, Elks, Moose, Eagles, Golden Kiwanis and SCORE. He also served on his church counsel and was assistant Sunday school director.

Both Lowell and his wife (deceased) were proficient in chip and profile carving. They taught the craft for many years through the Sons of Norway. Lowell did some turning but favored carving. He was a member of the Souris Valley Woodworkers.

Lowell has three children, six grandchildren and eight great grandchildren.

Tip for the Month

Practice Makes Perfect:

As with any skill, it takes a lot of practice to become a good woodturner. An experienced woodturner makes it look easy, a point that will be driven home the first time the novice begins to turn.

One thing almost every novice turner will notice is that they have a "death grip" on the tools. The grip on the tool should be firm and in control, but one should avoid "choking" the tool. After a bit of time on the lathe, the novice turner will begin to relax their grip on the tools, and at that point, they'll find woodturning becomes a little easier.

Also remember that it takes time to become a good woodturner. This is a skill that can only be learned with practice and patience. However, that practice time spent on the lathe will be quickly rewarded with improved results.

Credit: About.com - Woodturning: Learn the Basics of Woodturning by Chris Bayer

Dakota Woodturners
PO Box 243
Bismarck, ND 58502

US POSTAGE

177

MAIL TO:

ADDRESS CORRECTION REQUESTED



WE'RE ON THE WEB

DAKOTAWOODTURNERS.COM

Serving woodturners from Bismarck/Mandan,
Central and Western ND



FOR SALE/WANTED

For Sale: JET jml-be 26" bed extension to fit a
Jet Mini Lathe \$70.00

For Sale: Wilton 12 1/2" Thickness planer
Model 99178 \$199.00

Phone Ed Helbling 701- 471- 4641

For Sale: Craftsman 10" Table Saw with blade
and stand. Good shape!

\$200.00 Phone Joe Sickler 701- 223- 4841

For Sale: Jet Mini Lathe with 26" bed exten-
sion, 3/4 hp motor, variable speed, Vicmarc
chuck with several jaws, 2 faceplates, S curve
tool rest and 12" tool rest.

Phone Joe Sickler 701- 223- 4841



SAWDUST & SHAVINGS

Dakota Woodturners Newsletter

Bismarck/Mandan ND

P O Box 243, Bismarck, ND 58502

Chapter #115 of the AAW



SAWDUST & SHAVINGS ISSUE 178

AUGUST 2012


SPECIAL DATES OF INTEREST

- August 11, 2012
9:00 AM Regular
meeting at Ron Day's
Shop
- August 14, 2012
E-Board Meeting
7:00 PM Dakota
Farms Mandan, ND
- August 11, 2012
Club Picnic
4:30 PM at Barb &
Pat Schweitzer's
home
- September 8, 2012
9:00 AM Regular
Meeting at BSC Vo -
Tech Shop
- September 11, 2012
E-Board Meeting
7:00 PM Dakota
Farms Mandan, ND
- September 15, 2011
Fall Demonstration by
Malcom Tibbetts on
Segment Turning at
BSC Vo -Tech Shop

C O N T E N T S

Meeting Minutes	2-3
Meeting & Picnic Directions	3
Demonstration Photos	4
Tip of the Month	4
Annual Picnic	5
For Sale/ Wanted	6

The Prez Sez



I would like to start my note this month with a "Thank You" to Duey and Char Marthaller for their hospitality and for hosting the July meeting at their shop. Also, Duey's demonstration on finishing off the backs of bowls and all of the different methods that can be employed was excellent. Duey's demonstration certainly generated a significant amount of conversation with the members attending the meeting. One comment on Duey's shop I would like to make is "how does he do it?" Duey's shop is well organized, the layout is very functional and most of all his shop is clean. I need to find out what his tricks are on keeping the dust down to a minimum. I also like his segregation of his wood supply and the actual work area. Thanks again Duey and Char for tolerating the shop invasion by the club.

Last week was a special time in my woodturning experience; I took part in my first professional instructional class (excluding the Dakota Woodturners Annual Hands-on Symposium). I spent three full days with Trent Bosch at his shop in Fort Collins, CO. The class was certainly worth every cent and I would certainly recommend his class to any Woodturner who wants to advance their turning ability. Please see my special article on my "Turning with Trent Bosch" in next month's Newsletter.

The month of August is upon us and it will be a fun filled month for the Dakota Woodturners. Starting off the month, the club will be demonstrating for two days at the "Capital Affair" on August 4th & 5th. "Capital Affair" is from 9:00 am until 4:00 pm each day. We will be setting up on Saturday morning at approximately 8:15 am, so if you would like to help-out just stop by. Also, we can sell items during the "Capital Affair" event. We will have a table set-up at the demonstration booth for you to display your items (your items can also be displayed and listed not for sale as well). All of the proceeds from the selling of your items will go back to you (unless you want to donate them to me for my tool fund, just kidding).

The club's August meeting will be at my shop. The demonstration for the meeting will be deep hallowing utilizing the captive boring bar system. I will have a chainsaw ready to cut-up blanks if you need some wood. There may be a piece of wood or two already to put on the lathe lying around, as well. The meeting will start at the usual time, 9:00 am on August 11th and the coffee will be hot (not that we really need something hot to drink). Please find the driving directions to my shop in a separate section of this newsletter. Also, please bring a chair or two for use during the meeting.

On the afternoon of August 11th is our annual picnic. So as you plan your day on August 11th, the picnic will get kicked-off around 4:30 pm. The picnic is being hosted by Pat and Barb Schweitzer at their home. Driving directions are provided in a separate section of the newsletter as well. Don't forget the silent auction items for the picnic. I have three lidded boxes turned by Hans Finsterwalder during the spring symposium and I did some final sanding and finished them and they will be included in the Silent Auction. Hope to see you all at the picnic.

Hope to see you at the "Capital Affair" and/or on August 11th for our normal meeting and picnic. As always "Keep the Chips and Ribbons Flying" and do it safely.

Ron Day, President

DWT Regular Meeting July 14, 2012

President Ron Day called the meeting to order at 9 AM. Approximately 30 members were in attendance. The meeting was held at Duey Marthaller's workshop. Guests included Leanne Niemuth who attended the meeting with her husband Neil and son.

Larry Zubke gave the treasures report.

A motion to approve the minutes of the last meeting was provided by Larry Zubke; seconded by Joe Sickler, the motion passed.

The members discussed the Art in the Park demonstration held over July 3rd and 4th. A good time was enjoyed by all and many smiling children took home spinning tops. Turned items will remain on display at the Mandan Art Gallery until the end of August. Members discussed having a booth at next year's Art in the Park, but decided not to take any action at this time.

Members also discussed having a raffle next year at one of the club functions. More discussion will be needed to finalize the plans.

The club will be demonstrating at the Capitol Affair on August 4th and 5th. Help is needed for setup, teardown and demonstrating. Please attend and lend a hand if possible. More spinning tops are also needed to hand out to visiting children. Please contact any E-board member for more information.

The August club meeting will be held August 11th at Ron Day's workshop. Ron will be demonstrating hollow boring. The annual club picnic will be held later that afternoon at Pat Schweitzer's home starting at 4:30pm. A silent auction will be held. Please bring items

to donate and your checkbook to buy new things. Further details will be posted in the next newsletter.

The September club meeting will be held September 8th at BSC.

The Fall Demonstration is set for September 15, 2012 and will be held at BSC. Malcolm Tibbetts will be demonstrating the art of segmented turning. There will be no cost to current, 2012 paid-up members. Attendees will be on their own for lunch. A hands-on opportunity will be available on Sunday the 16th for a limited number of members. Cost for attending will be determined by the number of members participating. All interested members should let an E-board member know or be sure to attend the August meeting.

Kris Roberts gave a summary of his trip to the AAW National Symposium in San Jose, CA. Kris spoke to many professional turners about our annual symposium. Approximately 1300 members attended the three day event.

Larry Nelson asked for tips, questions or other items that can be published on a monthly basis in the newsletter in hopes of making the newsletter more interactive by club members.

Door prize winners were Sam Fears, Earl Setterlund, Ron Day, and Don Christianson.

The meeting adjourned with demonstrations by Duey Marthaller on different methods of finishing the bottoms of bowls and bowl coring procedures.

Minutes respectfully submitted by:

Larry Zubke.

(Continued on page 3)

(Continued from page 2)

Show and Share

Earl Setterlund showed a sandpaper holder he turned with a magnet bottom for attaching to the lathe.

Mark Kielpinski showed a spalted elm bowl.

Larry Nelson passed around pictures of a computer desk he had made from walnut and Japanese ash. He showed a bowl he had made from white oak he obtained while visiting Scotland. Larry also showed several miniature birdhouses that he accented using veneers and airbrushed finishes.

Duey Marthaller showed three finished ash bowls that he had used for demonstrations at the symposium. He also had two bowls that were laminated from multiple species of woods.

Ron Day showed two hollow forms made from box elder. One was carved and the other was dyed using aniline dyes.

All items were beautifully finished by the turners. Well done!

E-Board Meeting

July 17, 2012

Ron Day called the meeting to order at 7PM. Present were Alan Erickson, Larry Zubke, Weldee Baetsch, Ron Day, Mark Kielpinski, Becca Kielpinski and Dolly Erickson.

Treasurer's report was given by Larry Zubke. All bills are paid.

Art in the Park was discussed. Successful Event. Ron Day noted that this would be our last year because the Mandan Art Association is closing the doors in September of this year. They are donating their sign to the Dakota Woodturners. It was noted that we should pick up our articles that are on display by the end of August.

Reminders were given to attend the Capitol Affair on August 4th and 5th. All are welcome to participate. Alan Erickson was to bring the "music" and Ron Day was going to check on the canopy from Ralph Feland.

Regular Meeting of the DWT will be August 11th at Ron Day's Shop at 9 AM. He will demonstrate deep hollowing.

Annual Picnic will be held August 11th at the home of Barb and Pat Schweitzer. Members and spouses are reminded to bring crafts or homemade items for the Silent Auction. There will also be items donated for door prizes. Food items to be brought will be listed in the newsletter.

The regular meeting will be held September 8, 2012. Mark Kielpinski will bring his Turn Crafter Lathe to demo or let others try out.

September 15, 2012 will be have a demonstration by Malcolm Tibbetts on Segmented Turning. No charge to attend if you are a member. There will be approximately room for seven participants to attend on September 16th. Cost will be announced at the August Meeting. If more than seven sign up, there will be a drawing at the picnic on August 11th to make the selection of those who will attend.

Mark Kielpinski suggested that at the October Meeting we have a demonstration on things to make for Christmas. All agreed.

Discussion was held on the prospect of planning on having an annual symposium so that demonstrators could be lined up for two years out. This will be put on the agenda for our regular meeting.

The display to be held at the Bismarck Arts and Gallery in February 2013 was discussed. Items need to be marked for sale. Dolly Erickson requested that the items should be selected and be ready in early January at the latest.

Bismarck Library display was brought up and no month has been set up at this time.

Mark Kielpinski brought a project of his for us to "play" with. A challenge for all and a neat puzzle which would make great gifts.

Adjourned at 8 PM.

Secretary,

Directions

The **August 11th club meeting** will be held at **Ron Day's** shop. Here are the directions:

North on Highway 83 to last stop light.

Turn right and head east about 1.5 miles to Foxhaven Road (it is just before the road curves to the south. Turn left onto Foxhaven Loop then take the first right. Go down the hill to Hunters Circle (first right). Ron's shop is on the NE Corner of Fox Haven and Hunters Circle. Please bring a chair or two for use during the meeting.

The house address is **3731 Hunters Circle.**

The **August 11th club picnic** is being hosted by **Barb and Pat Schweitzer.** Here are the directions :

Go north two miles on Washington St. from the corner of Century and Washington.

Turn left on Greenfield Lane one block.

The house address is **410 Greenfield Lane.**



Duey Marthaller demonstrating finishing the back of a bowl using the Cole Jaws



Duey Marthaller demonstrating the One Way Bowl Saver

Tip for the Month

Tip of the Month for this month is a question and answer.

Please bring your experiences, solutions, and answers to the August 11, 2012 meeting.

When turning an item, a bowl, a platter, or any other item using a wood that is not “pure”, in other words the wood has cracks or soft, “punky” areas that need to be fixed or stiffened. What are some successful methods of repairing or stiffening the wood so that when the final finish is applied there is no change in color of the wood where the repair was made? The experience has been when using CA glue, the glue is absorbed into the surrounding wood and creates a darker area that does not “blend” into the color of the solid wood.

Larry Nelson

REMINDER! REMINDER!**DAKOTA WOODTURNER'S ANNUAL PICNIC****August 11, 2012 4:30 PM**

As in past years, the membership list has been divided into three groups, with each group assigned to bring a designated item for the pot - luck portion of the picnic and are as follows: Group I – Desserts, Group II – Hot Dish, and Salads, Group III.

Group I - Desserts

Dennis Anderson
 Weldee Baetsch
 Alice & Norbert Berning
 Gene Bischke
 Leonard Bjerklie
 John Boehm
 Gwen Brady
 Jim Brown
 Donald Christianson
 Ron Day
 John Degenstein
 Kathy Diebold
 Gerald Duppong
 Alan & Dolly Erickson
 Sam Fears
 Ray Feist
 Ralph Feland
 Larry Ficek
 Darlene Fine
 Marlow Flanders
 Don Flath
 Robert Folske
 Walt Gerenz
 Mark Golke
 Robert Gruman

Group II - Hot Dish

Ed Helbling
 Jim Helbling
 Bryce Hill
 George Hohimer
 Dale Hurt
 Gorden Isaak
 Pete Jahner
 Vern Jurgens
 Mark Kielpinski
 Dave Krumwiede
 Joe Lukach
 Dave MacIver
 Tom Marchand
 Duey Marthaller
 Mark Montgomery
 Garvin Muri
 Gary Nagel
 Larry Nelson
 Neal Niemuth
 Ernie Oster
 Neil Person
 Bobby Petigo
 Louis Pittman
 Greg Pollert
 Jim Porter
 Al Prom

Group III- Salads

Jim Rask
 Roger Rask
 Joseph Reisenauer
 Cliff Rime
 Kris Roberts
 Stan Rohde
 Marlene Roles
 Dale Sauer
 Ben Schmalz
 Ludwig Schroeder
 Pat Schweitzer
 Dennis Schwind
 Earl Setterlund
 Joe Sickler
 Lowell Silseth
 Francis Streifel
 Keith Telenga
 Ron Torgeson
 Tom Walters
 John Warren
 Sister Karen Warren
 Charles Weeks
 Dave Wolf
 Steve Wolff
 Dan Zeller
 Larry Zubke

ANNUAL PICNIC SILENT AUCTION

There will be a Silent Auction during the Annual Club Picnic. Please bring any handcrafted item . As an example: turned items, knit articles, hand painting, craft pieces, needle work of any kind, etc. are all appreciated. In other words, any home made item.

Dakota Woodturners
PO Box 243
Bismarck, ND 58502

US POSTAGE

178

MAIL TO:

ADDRESS CORRECTION REQUESTED



WE'RE ON THE WEB

DAKOTAWOODTURNERS.COM

Serving woodturners from Bismarck/Mandan,
Central and Western ND

FOR SALE/WANTED

For Sale: JET jml-be 26" bed extension to fit a
Jet Mini Lathe \$70.00

For Sale: Wilton 12 1/2" Thickness planer
Model 99178 \$199.00

Phone Ed Helbling @

701-663-0156 H

or

701-301-1715 C





SAWDUST & SHAVINGS

Dakota Woodturners Newsletter

Bismarck/Mandan ND

P O Box 243, Bismarck, ND 58502

Chapter #115 of the AAW



SAWDUST & SHAVINGS ISSUE 179

SEPTEMBER 2012


SPECIAL DATES OF INTEREST

- September 8, 2012
9:00 AM Regular
Meeting at BSC Vo -
Tech Shop
- September 11, 2012
E-Board Meeting
7:00 PM Dakota
Farms Mandan, ND
- September 15, 2011
Fall Demonstration by
Malcom Tibbetts on
Segment Turning at
BSC Vo -Tech Shop
- Yellowstone Wood-
turners Symposium
October 6-7, Billings,
Montana
- October 13, 2012
9:00 AM Regular
Meeting at BSC Vo -
Tech Shop
- October 16, 2012
E-Board Meeting
7:00 PM Dakota
Farms Mandan, ND

C O N T E N T S

Meeting Minutes	2
Turning w/Grandpa Yellowstone WT Sym	3
Demonstration Photos	4
Demonstration Photos	5
Fall Demonstration	5
For Sale/ Wanted	6

The Prez Sez



Another outstanding Dakota Woodturners Picnic has come and gone, and summer will be fading quickly to fall. On behalf of all the Dakota Woodturners I would like to say "Thank You" to Pat and Barb Schweitzer for hosting the summer picnic. It certainly has become a tradition to congregate at the Schweitzer's for a fun filled evening (rain or shine). "Thank You" to both of you for opening-up your home to the Dakota Woodturners Picnic.

This year's picnic had a special significance tied to it; the Dakota Woodturners recognized its second "Lifetime Member Award" recipient. Congratulations to Pat Schweitzer for becoming the Dakota Woodturners second "Lifetime Member." Like I stated at the picnic, Pat has provided a significant amount of time and effort over the years to see that this organization not only succeed, but to thrive and grow into what it is today. With Pat's support, the Dakota Woodturners has become a vibrant Chapter of the American Association of Woodturners. Again, "Congratulations" Pat and "Thank You" (Pat this doesn't mean you're off the hook from making coffee for the meetings).

We had a great silent auction at the picnic again this year. The generosity of the folks that donated items to the auction and the folks that bid and ultimately won items are amazing. The funds that are raised go right back into the club and are used to bring outside demonstrators and purchase books and videos for the club library. "Thank You", again to our generous membership; without folks like you the club wouldn't be what it is today.

For the September 8th meeting we will be back at the BSC Vo-tech shop at the usual time. In addition to the September meeting, the Dakota Woodturners will be hosting Malcolm Tibbetts on September 15th for a day long demonstration on segmented turning. The special demonstration will be at BSC Vo-tech Shop and the event will begin at 8:00 am and is free to all Dakota Woodturners. The event will run until approximately 4:00 pm, with a break for lunch (you will be on your own for lunch). Then on Sunday, September 16th an extra session with Malcolm has been set for the members that expressed an interest and were willing to pay the costs associated with the second day demonstration. So, mark your calendars for the for the special September 15th demonstration with Malcolm Tibbetts.

After last month's meeting at my shop, the shop cat have settled back into to their normal routine after sneaking out of the shop during the meeting. However, they were a little less annoying for a few days about going outside, as they look like couple of drowned rats after getting caught in the rain. Well, it is time for me to "Keep the Chips and Ribbons Flying" and as always do it safely.

Ron Day, President

DWT Regular Meeting August 11, 2012

President Ron Day called the meeting to order at 9AM at his shop. Approximately 30 were in attendance.

Guests were introduced. Todd Schwarz and his son Jacob introduced themselves.

Larry Zubke gave the treasurer's report.

Minutes of the last meeting were approved.

September 15th will be the presentation by Malcolm Tibbetts. A sign up sheet was sent around for those interested in attending the hands-on with Mr. Tibbetts on September 16th. If more than 7 signed up, there would be a drawing at the picnic to determine who could attend. Cost to be approximately \$125.00

Capital Affair was a success with over 300 tops given out. Thanks to all those who donated and took part in the event.

Reminder of the picnic at Pat Schweitzer's at 4:30 today and to bring items for the silent and live auction.

Adjournment at 9:50.

Ron Day gave a demo on large vessel hollowing using poplar.

E-Board Meeting August 14, 2012

The meeting was called to order by President Day at 7PM. Present were Ron Day, Larry Zubke and Dolly Erickson.

Treasurer's report was given by Larry Zubke.

Membership dues paid after September 1, 2012 will apply for the 2013 year.

The picnic was a great success with the auction bringing in \$835.00. Thank you to Pat and Barb Schweitzer for the wonderful hosting job. Congratulations to Pat on his award of a Life Membership for all his work and contributions to the DWT.

Plans are in place for the September workshop by Malcolm Tibbett's. Eleven people signed up for the workshop to be held on the 16th. Ron will call Malcolm Tibbett's to verify how many he will be able to work with.

Members will need to pick up their articles from the Mandan Art Gallery, as they will be closing. There is a possibility that the new people taking over that area will sell our things on consignment. This will be looked into.

Dolly will check with Dean's Steakhouse on the possibility of holding our Christmas dinner there in January.

Mark Kielpinski is scheduled to bring his Turn Crafter Lathe for a demo at the September Meeting.

Larry Zubke will demo Christmas Ornaments at the October Meeting.

A nominating committee will be selected at the September Meeting. Nominees will be presented at the November Meeting and the Election will be held at the December Meeting. Offices up for re-election are: Secretary, Treasurer and Member-at-Large.

Dolly Erickson reported that Alan had contacted several demonstrators for the April Symposium. Positive replies have been received by Kurt Hertzog and Barbara Dill.

He will do the follow-up to confirm.

Secretary,
Dolly Erickson

What a great way to spend some quality bonding time with Grandpa not to mention fostering inspiration in the next generation for Woodturning.

I'm sure someday when these youngsters are accomplished turners they will say "I got my first introduction to woodturning in my Granddad's workshop".



Great Job Grandpa Alan!!

(Maybe we can get the average age of the chapter membership down below 60?)

Yellowstone Woodturners 7th Annual Symposium

Where:

Billings Career Center 3723 Central Avenue, Billings, Montana

Featured Demonstrators are: Malcolm Tibbetts Sam Angelo

When: October 6th 9:00 am to 4:00 pm -to- October 7th 9:00 am to 4:00 pm


For more information contact: Stan Lambert 406-348-3499 stanjan504@yahoo.com



Membership at the August meeting at Ron Day's Shop



Ron Day demonstrating hollowing on the "Mustard Monster"



Scenes from Capitol A'Fair DWT demonstration. It appears finger tops (about 300) were a big hit with the young folks.

FALL WOODTURNING DEMONSTRATION

The Dakota Woodturner's will be hosting Malcolm Tibbetts for a fall demonstration on September 15th. The demonstration is free to paid up members of the chapter. Malcolm specializes in segmented woodturning assembling various shapes of various woods resulting in an infinite number of options and designs. Malcolm is a full time woodturner selling his work directly to the public and doing direct commissions. In addition to traveling for club demonstrations Malcolm has authored a book and a number of DVD's on segmented turning Malcolm. You can view more about Malcolm and his outstanding work on his web site—<http://www.tahoeturner.com/index.html>.

Photos from the DWT demonstration at the July 4th Mandan Art in the Park.



Dakota Woodturners
PO Box 243
Bismarck, ND 58502

US POSTAGE

179

MAIL TO:

ADDRESS CORRECTION REQUESTED



WE'RE ON THE WEB

DAKOTAWOODTURNERS.COM

Serving woodturners from Bismarck/Mandan,
Central and Western ND

FOR SALE/WANTED

For Sale: JET jml-be 26" bed extension to fit a
Jet Mini Lathe \$70.00

For Sale: Wilton 12 1/2" Thickness planer
Model 99178 \$199.00


Phone Ed Helbling @

701-663-0156 H

or

701-301-1715 C





SAWDUST & SHAVINGS

Dakota Woodturners Newsletter

Bismarck/Mandan ND

P O Box 243, Bismarck, ND 58502

Chapter #115 of the AAW



SAWDUST & SHAVINGS ISSUE 180

OCTOBER 2012


SPECIAL DATES OF INTEREST

- October 13, 2012
9:00 AM Regular
meeting at BSC Vo-
Tech Shop
- October 13, 2012
Potluck Gathering
4:30 PM Kris & DiAnn
Roberts home.
- October 16, 2012
E-Board Meeting
7:00 PM Dakota
Farms Mandan, ND
- November 10, 2012
9:00 AM Regular
Meeting at BSC Vo -
Tech Shop
- November 13, 2012
E-Board Meeting
7:00 PM Dakota
Farms Mandan, ND

C O N T E N T S

Meeting Minutes	2-3
Life Time Member	3
Malcom Tibbetts Hands On	4
Tip for the Month	4
Wood Drying Kiln	5-7
For Sale/ Wanted	8

The Prez Sez



We have finally made it to the greatest time of the year here in North Dakota, FALL! I know it is only the opinion of one Woodturner and a lot of folks will disagree, knowing that winter is only a couple of months away. However, this is the time of year when each day begins with that nice cool crispness and the afternoons warm just enough to shed that jacket. It also reminds me that fall hunting seasons are just around the corner and most of all the frosty mornings spell relief for me from my allergies. I can breathe again!

I hope everyone enjoyed our special event with Malcolm Tibbetts and his demonstration on segmented turning, in September. The Saturday session was very entertaining and it sparked an interested for me to at least give segmented turning a try. Prior to the Malcolm's demonstration, I did not consider segmented turning as a track I wanted to explore in my woodturning world. Now I'm not so sure. I certainly have a better understanding and appreciation for the art of segmented turning. I'm not sure my technical abilities as a woodworker are sufficient; however, one just never knows until you give it a try.

I haven't had a chance to chat with the members that took part in the Sunday session with Malcolm, but I would guess it was a day filled with new ideas being generated and the start of the flow of those creative juices. I would like to say "Thank You" to Duey Marthaller for hosting the Sunday session at his shop. Duey and Char's generosity is immeasurable and the support you give the Dakota Woodturners is outstanding.

I will be leaving the October meeting in the capable hand of Vice President Alan Erickson. I will be heading to Mercer, ND for an auction of Bill White's tools and such. At the October meeting we will be setting-up a nominating committee for candidate search for the E-Board positions, which will become open at the end of the year. The positions up for election are Secretary, Treasurer, and a Member at Large. If you would like to be nominated for one of these positions, please let a current E-board member know or inform one of the nominating committee members as identified at the October meeting. Each of the above positions is two year term. Please consider supporting the club by volunteering to be a candidate.

The program for the October meeting will be Larry Zubke demonstrating his process for turning Christmas Ornaments. It is amazing to think, that after the October meeting we will only have two more meetings before the Christmas Holiday. I had best get busy turning as I have a long gift list to fill for the Boss.

So, "Keep the Chips and Ribbons Flying" and do it safely.

Ron Day, President

DWT Regular Meeting September 8, 2012

President Ron Day called the meeting to order at 9 AM. Approximately 40 members were in attendance. The meeting was held at the BSC shop. Guests included Kirk Maize of Beulah.

A motion to approve the minutes of the last meeting was provided by Bryce Hill; seconded by Ray Feist, the motion passed.

Larry Zubke gave the treasures report.

The members discussed the Malcolm Tibbetts demo scheduled for September 15th and 16th. The Saturday demo is free for all paid-up club members. Sunday's demo will be attended by those nine individuals that expressed interest in a second day of additional demonstration. Those individuals will pay \$60 each. Sunday's session will be held at Duey Marthaller's shop. Thanks Duey!

Alan Erickson has contacted tentative presenters for the 2013 Symposium.

Several items will be needed for the BAGA demonstration in February 2013. All items will need to be priced for sale.

A nomination committee will be selected soon to replace the current offices for secretary, treasurer and member at large. Terms expire in December.

The meeting adjourned with a demonstration of his Turn Crafter lathe by Mark Kielpinski.

Minutes respectfully submitted by Larry Zubke.

Show and Share

Earl Setterlund showed a threaded box and discussed the process he uses.

Ron Torgeson showed several bird houses, a maple burl bowl and a carved ribbon heart.

Duey Marthaller showed a deep natural edge big leaf maple burl bowl.

Mark Kielpinski showed a spalted elm bowl, a walnut bowl, a cactus hollow form, a flat edge bowl, and three ice cream scoops made with walnut, mesquite, and zebra wood.

Larry Nelson showed a natural edge bowl he made from an old telephone pole.

Pat Schweitzer showed a few weed pots and asked club members to turn and donate some small items like weed pots to the Missouri Slope home for bingo prizes.

Larry Zubke showed several cottonwood bowls, a black ash bowl and a honey locust bowl. Larry also showed two cottonwood vessels that had been dyed with aniline dye.

Al Prom showed a turning that he turned from a 4x4 pine block. The hollow form had a knot that resembles a dog's face.

Robert Gruman showed a unique live center.

All items were beautifully finished by the turners.

Well done!

(Continued on page 3)

(Continued from page 2)

E-Board Meeting September 11, 2012

Members present were Ron Day, Mark Kielpinski, Greg Pollert, Weldee Baetsch and Larry Zubke.

Larry Zubke gave the treasures report.

The group discussed the Malcolm Tibbetts demonstrations. Items needed are a video screen, white board, computer speakers, camera, and television. Tools needed include a chop saw, table saw, disk sander, lathe, and common lathe tools.

Larry Zubke will demonstrate Christmas ornament turning at the October club meeting. Platters will be demonstrated at the November meeting. Home-made tools will be the theme for December. All members will be asked to bring in their home-made tools to show other members.

A nomination committee will be formed soon to replace the secretary, treasurer, and member at large positions.

Minutes respectfully submitted by Larry Zubke.

Life Time Member

Thank you to the club for concurring the honor of the lifetime membership. I feel there are members more deserving, but I'll take the honor. I am on a fixed income and the extra money I will save will put gas in the car, so I can attend the meetings.

I know the club is growing and is in great hands. Thanks for putting me out to pasture.

PAT

YOU ARE INVITED!!!

Please save the day

A potluck gathering will take place **October 13th** (second Saturday of October - yes, the same day as your meeting) at **Kris and DiAnn Roberts**. Just a time to get together before the hectic holiday season. (Jerry and Diane Jaeger from California will be with us also.) Hoping for a wonderful fall day, but you might need a jacket in case of cool weather or enjoy the comfort of the fireplace. Kris is going to grill a turkey and you decide what you would like to bring to share and a beverage to drink. We will gather between 4:30 p.m. and 5:00 and then eat soon after.

Address is **216 Tower Avenue, Bismarck, ND** (1/2 block south of Boulevard and Washington Streets)

Phone 701-224-1107 for any questions.



Malcolm explains the process of creating his famous ribbon creations which involve cutting apart and gluing back together segmented turned bowls.



Malcolm explains proper and safe use of the miter saw for cutting segments.



Malcolm uses a drum sander as part of the process to create a feature ring in a segmented vessel.

Tip for the Month

Often the spray nozzle of a spray can becomes clogged. These can be cleaned. Soak the nozzle in mineral spirits (paint thinner) if the paint or varnish is an enamel base. Soak the nozzle in lacquer reducer if the finish is lacquer based. For best results, soak overnight. After soaking, shake or stir the nozzle in the solvent, and wipe and clean off any residue. Attach to the spray can and give it a try.

Thanks to Bryce Hill

Methods to Preserve Green Wood for Bowl Making

Larry Zubke

August 2012

When I started woodturning four years ago, I collected many different species of wood from club members and other sources. Most of the wood was recently cut and usually very green. The logs were not split or end-sealed. At first I thought all I needed to do with the wood was set it aside and wait for it to dry. In a couple of months I began to see the log ends checking. I thought that's okay because they are still extra long so I can cut off the checks and still make use of the logs. In about six month's time, I began to see the logs splitting between the center pith and the outsides of the logs. Unfortunately, the cracks were often so out of control it rendered the pieces unusable for larger objects like bowls. I had hoped to save all or most of the blanks for bowls.

My first attempt to preserve new green wood was to seal the ends of the logs with green wood sealer. This worked to slow down the end checking, but the splits continued from the center pith again ruining the logs for larger objects. My next attempt was to cut the logs to suitable lengths, then cut the logs lengthwise along the pith line with a chainsaw or bandsaw. Once the logs were cut and split in half, I immediately sealed the ends as well as about an inch onto the cut surfaces with green wood sealer. This was by far my best solution so far. Using this process seemed to give me about a 75% success rate with the remaining 25% still splitting from the pith. Loosing 25% of the blanks at this point was still frustrating.

My next attempt was to cut the logs to suitable lengths, then cut the logs lengthwise along the pith line with a chainsaw or bandsaw. If the log has ample material, I make two cuts along both sides of the pith line to ensure that I have removed the entire pith plus a little more material around the pith. Next, I rounded the bowl blanks with the band saw and finally sealed the entire blank. This improved my success rate to about 90%, but still had some blanks that were not useable. This was still very frustrating for me after all of the work and time I had expended on each blank.

My next attempt was to take these round blanks while still green and rough turn them on the lathe as soon as possible leaving the wall thickness about an inch thick and finishing up by sealing the entire blank with sealer. Most turning experts recommend leaving the wall thickness about one-tenth of the entire bowl's diameter. So a six inch bowl should have a rough turned wall thickness of six-tenths of an inch. A ten inch bowl should have a rough turned wall thickness of one inch. Once sealed, I wrapped the rough turned bowl blanks in brown paper bags and set them aside to dry. Taking all of these steps has proved to be very successful with most every blank being useable.

The amount of time it takes for the bowls to finish drying depends upon several factors including the time of year the tree was cut down, wood species, bowl diameter, rough turned wall thickness, storage environment temperature and humidity, etc. To measure the amount of dryness, I weigh the bowl blanks with a digital fishing scale. I check the bowls monthly at first and then weekly as the weight loss begins to slow. When the blanks stop losing weight, they are dry and can be finish turned to their final thickness. This process has been very successful for me, but means that you need to take care of the wood as soon as possible to prevent any checks or crack from starting. If you can relieve the tension from the wood when it is still green, you greatly increase your odds of saving every blank. Sometimes no matter what you do, you won't be able to save every blank. Some woods are just very stubborn and want to crack.

To speed up the drying process and improve my odds even further, I decided to build a drying kiln. A kiln provides a better environment to dry the wood by keeping consistent temperature and humidity. Before doing this I talked to Ron Day about his kiln. Ron gave me lots of advice on building a kiln. I also found several articles on the internet about building a kiln. There aren't any hard and fast rules when it comes to building a kiln so I took several ideas and combined them into something I thought would work for me. If you have the room, I would recommend building a kiln for drying wood. It definitely improves your odds in preserving the green wood and speeds up the amount of time it takes to dry the wood for finishing. Fortunately for me, I had a small chest freezer that had quit working and I decided to use it to make the kiln. The freezer had a metal inside and outside with Styrofoam insulation between the walls.

(Continued on page 6)

It retains the heat very well and is economical to run even in the winter time. I removed the compressor and mounted casters on one side so the freezer could be stood on its side. An upright freezer or refrigerator would work better, but standing the chest freezer on its side worked equally well. Open wire shelves were installed to support the green wood and allow the air to move freely within the kiln. One light fixture with two 60 watt incandescent light bulbs was mounted on the base of the freezer and would be used to provide the heat for the kiln. A thin sheet metal plate sits over the bulbs to protect them from water dripping on the bulbs. It also absorbs the heat from the bulbs which retains the heat after the power is removed from the bulbs. A green house thermostat was purchased to monitor and regulate the temperature by turning on the light bulbs as needed to maintain the temperature settings. Four one-half inch holes were drilled in the bottom of the freezer below the light bulbs and four matching one-half inch holes were drilled in the upper rear wall of the freezer. Heat convection draws outside air into the freezer through the bottom holes and warm humid air exits the freezer through the top holes. After my first batch was dry, I installed a small five inch fan that I had salvaged from some old computer gear. This fan runs all the time and helps to circulate the air within the kiln. It has worked well to speed up the drying process. The first batch took approximately seven weeks to dry without the fan.

The second batch took only five weeks to dry. I generally start by setting the temperature at 80 degrees for the first week. At week two, I increase the temperature to 85 degrees. The third week I increase the temperature to 90 degrees and leave it at this temperature until the wood is dry. During the first few weeks the humidity in the kiln is approximately 70 to 80 percent. The air exiting out the upper holes of the kiln is very humid and often condenses on the outside of the holes as it exits the kiln. As the drying process continues, the humidity continues to drop as the wood gives up its moisture. At this time, I am happy to report that I haven't had any wood crack while in the kiln. It has worked very well for me. If done promptly, one should be able to process the green wood, dry it in the kiln and finish turn it all in a two month period. This compares to what used to take several months or years depending upon how many steps I took to process the green wood.

The following are pictures of the drying kiln.




This is the side of the kiln including the greenhouse control and power wiring for the light bulbs and fan. The following are pictures of the drying kiln.

The picture below shows the two light bulbs located at the lower base of the kiln. An external weather-tight electrical fixture and box was used. Above the lights is the metal plate that protects the bulbs from water dripping on them.



This picture shows the light bulbs, light bulb cover, bottom shelves and fan mounted below one of the lower shelves.



Inside of the kiln with shelving.

The kiln loaded up with a batch of wood. Notice several temperature and humidity gauges are being tested.



This 13 inch cottonwood bowl weighed 5.09 pounds on June 11th when the drying process started. It weighed 3.43 pounds on July 15th and a similar weight on July 22nd. It is dry and ready for its final turning.

Dakota Woodturners
PO Box 243
Bismarck, ND 58502

US POSTAGE
180

MAIL TO:

ADDRESS CORRECTION REQUESTED



WE'RE ON THE WEB

DAKOTAWOODTURNERS.COM

Serving woodturners from Bismarck/Mandan,
Central and Western ND

FOR SALE/WANTED

For Sale: JET jml-be 26" bed extension to fit a
Jet Mini Lathe \$70.00

For Sale: Wilton 12 1/2" Thickness planer
Model 99178 \$199.00

Phone Ed Helbling @

701-663-0156 H

or

701-301-1715 C





SAWDUST & SHAVINGS

Dakota Woodturners Newsletter

Bismarck/Mandan ND

P O Box 243, Bismarck, ND 58502

Chapter #115 of the AAW



SAWDUST & SHAVINGS ISSUE 181

NOVEMBER 2012

SPECIAL DATES OF INTEREST

- November 10, 2012
9:00 AM Regular
meeting at BSC Vo-
Tech Shop
- November 13, 2012
E-Board Meeting
7:00 PM Dakota
Farms Mandan, ND
- November 16 & 17,
2012
Demonstration at
ACME Tool
- December 8, 2012
9:00 AM Regular
Meeting at BSC Vo -
Tech Shop
- December 11, 2012
E-Board Meeting
7:00 PM Dakota
Farms Mandan, ND

C O N T E N T S

Meeting Minutes	2-3
Tip for the Month	3
Club Meeting Photos	4-5
For Sale/ Wanted	6

The Prez Sez



Based on the feedback I received from the members attending the October meeting, Alan Erickson and Larry Zubke ran a great meeting and put on an excellent demonstration. I knew the club was in capable hands, but I did feel a little sad that nobody missed me (just kidding). I certainly have my work cut out for me to keep the November meeting and demo to the same high standard. I will be demonstrating the process I use in making platters. I hope to pass along some the tricks, techniques, and information I have gained from the likes of Trent Bosch and Alan Jenson.

The Dakota Woodturners' fall demonstration at ACME Tool is set for **November 16 & 17**, which is the Friday and Saturday after our November meeting. We will discuss the details of the event at the meeting and we will have a sign-up sheet, for those of you willing to volunteer your time help-out at the event. This event is a great way for our club to interact with folks that have a same interest in wood as we do and it always generates a few new members that are willing to join the woodturning world. Hope you can help out, even if you can only stop by and chat for few minutes with the on-lookers, it helps in generating interest in our club and woodturning in general.

We have several special events coming early in 2013 and I hope you all choose to participate. The first event is the BAGA Gallery display in February. The Dakota Woodturners have an opportunity to showcase our art in the Gallery for the month of February. We have discussed the event at several of our monthly meeting and we will review the details at the November meeting. We need as many members as possible to participate in this event, so we can showcase the full talent of our membership.

The second opportunity for the Dakota Woodturners is at the Bismarck Public Library. We have the opportunity to place items in the library entry display case for the month of April 2013. The Bismarck Library received numerous positive comments on our last display, so they would like us to put another display together. They have asked that we provide new and different items to be displayed. With the BAGA and the Public Library display, we have a lot tuning to do.

The final item for the membership is the Dakota Woodturners "Spring Hands-on Symposium". It is not too early to pencil in the dates and start turning a few items to be displayed in the instant gallery. The symposium is **April 12, 13, & 14, 2013**. Allan Erickson has put together a great set of demonstrators and I know it will be better than ever. We will provide additional details over the next few meetings and registration forms will come out in early January. For me, the symposium is definitely one of the highlight events of each year.

The last reminder I have for the club to on their calendar is our Holiday party. We are looking to change-it up a bit and try a new location. As usual we will be discussing the details at our November and December meeting. As a side note, we will again have the "Bring One, Get One" gift exchange, which means just one more turning project to complete.

I had best take my own advice and get busy turning. Hope to see you at the November meeting and I will do my best to meet the high standards set by Allan and Larry. Until then, "Keep the Chips and Ribbons Flying" and do it safely.

Ron Day, President

DWT Regular Meeting October 13, 2012

The regular meeting of the DWT was called to order at 9 AM by Vice President Alan Erickson. Approximately 29 members were in attendance. No guests. Jerry Jaeger was welcomed back.

The motion for approval of the last meetings minutes was made by Duey Marthaller and seconded by Kris Roberts. Motion carried.

Larry Zubke gave the treasure's report. Cost for Malcolm Tibbett's seminar was also discussed.

The nominating committee for the December Election of secretary, treasurer and member at large consists of Duey Marthaller, Larry Nelson, and Kris Roberts. A list of nominees should be presented at the November meeting.

BAGA Displays: Dolly Erickson asked that anyone wanted to take part try to have their projects named and labeled ASAP. They can bring them to her house or to the November and December meetings. Make sure they are priced for sale and note that BAGA keeps a fee for selling.

Alan Erickson reported that he had lined up Barbara Dill and Kurt Hertzog as demonstrators for the April 12-14th, 2013 symposium. Duey Marthaller gave a synopsis of what he would be presenting. He plans on presenting kit projects.

Kris Roberts announced that the DWT has been invited back to display at the Library in March and April. Easter projects are a good idea. Approximately 30 pieces are needed.

Larry Zubke gave a report on having attended the Montana Symposium along with Norbert and Alice Berning.

Duey Marthaller had comments on the fact that even though we are not specifically interested in what a demonstrator has as a project, we still can learn from many of the tips offered on how they approach different projects. Helpful hints are always appreciated.

He offered a couple of suggestions for fall seminars on kaleidoscopes or toy making ideas.

For those interested in the use of numbers, it was suggested that one could look on Utube for videos related: nature by numbers or golden ratio of phi. A look at Captain Eddie videos on the internet shows making calipers.

Sam Fears expressed how he appreciated a comment made by Malcolm Tibbetts on the fact that sanding sealer could be used as filler. He had experimented and it worked well for him.

Walt Gerenz brought some wood to share. Earl brought some salt and pepper bungs for sale. Kris Roberts brought some pallet feet for give away.

Alice Berning made an announcement that Kris and DiAnn Roberts were having a picnic get-together this afternoon and that all were

welcome and should bring something for the potluck.

Jerry Jaeger talked about the club they have in Sacramento. They often have a table of donated items for which they sell tickets to members. Money raised is used for the club.

Motion for adjournment was made by Ray Feist and seconded by Weldee Baetsch. Carried.

Dolly Erickson

Show and Share

Larry Nelson brought a toy train he had made of white oak and walnut and also had one of maple and walnut. Terrific gift idea.

Duey Marthaller brought a salt cup made of spalted maple. He used Mahoney's walnut oil as a finish. Also showed a spatula made from apple and salt and pepper grinders made from ND cherry wood finished with tung oil and sometimes wipe on poly.

Dale Sauer showed a segmented bowl or vase. Also had a nut bowl in which purple heart wood was used.

Sam Fears showed a lidded box and a thin walled, footless, bowl made of Canadian Redberry wood. He also brought pencils holders made from Russian Olive, leaving some bark on for accent.

Kris Roberts brought a small lidded box of badlands cedar and ebony for the finial. He "explained" all the issues he had experienced to get it finished to his liking.

Gary Nagel brought pictures of two lathes a friend had purchased on his behalf at an auction. Antiques and very interesting.

Don Christiansen brought in segmented vases made from bloodwood, oak and walnut. Told how he often finds vases at thrift shops for little or nothing and then uses them for ideas for shapes on his projects.

Dolly Erickson

(Continued on page 3)

(Continued from page 2)

E-Board Meeting October 16, 2012

Members present were Ron Day, Larry Nelson, Bryce Hill, Greg Pollert, Ralph Feland, and Larry Zubke.

Larry Zubke gave the treasures report.

The group discussed the Malcolm Tibbetts demonstrations and briefly talked about having a Fall demonstration next year. No action was taken at this time.

The group discussed the annual demonstration that is typically done at Acme Tool Crib in November. Ron will check with Acme on the date, but plans are to attend again this year.

A nomination committee was appointed at the Saturday meeting. Larry Nelson, Duey Marthaller and Kris Roberts volunteered for the committee. The group will meet soon and bring their recommendations to the November meeting. Replacements are needed for the secretary, treasurer, and member at large positions.

The 2013 Symposium was briefly discussed. Duey Marthaller will be demonstrating various turning kits. Two other demonstrators have committed to coming, but project ideas have not been finalized yet.

The January 2013 Holiday Party was discussed. There will be a "Bring one – Get one" gift exchange.

Ron Day will demonstrate platter turning at the November club meeting. Home-made tools and tool sharpening will be the theme for the December meeting. All members will

be asked to bring in their home-made tools to show other members as well as tools they want to sharpen.

A CO-OP tool order is planned again for February 2013.

The group discussed the BAGA Exhibit scheduled for February 2013. A survey will be conducted to obtain a list of what members plan to display at the exhibit. All items need to be given to Dolly Erickson by the January meeting and priced for sale.

The club was asked to display turned items at the Bismarck Public Library in April 2013. Club members should plan for that as well.

Minutes respectfully submitted by Larry Zubke.

Tip for the Month

Make a burning wire.

A simple decorative line can be made on a piece by holding a wire to it while it turns. Holding both ends of the wire in your bare hands is not comfortable. Take a couple of dowels and wrap steel wire (I use 28 gauge) around both pieces. The length of the wire is roughly determined by the diameter of the turning piece plus a comfortable length to wrap and still keep your hands away from the turning piece. Try it out first on a small groove in a spindle. Holding one handle of the wire in each hand, press the wire into the spinning wood until smoke appears.- ljn





Larry Zubke demonstrating Christmas ornaments





Dakota Woodturners
PO Box 243
Bismarck, ND 58502

US POSTAGE
181

MAIL TO:

ADDRESS CORRECTION REQUESTED



WE'RE ON THE WEB

DAKOTAWOODTURNERS.COM

Serving woodturners from Bismarck/Mandan,
Central and Western ND

FOR SALE/WANTED

For Sale: JET jml-be 26" bed extension to fit a
Jet Mini Lathe \$70.00

For Sale: Wilton 12 1/2" Thickness planer
Model 99178 \$199.00

Phone Ed Helbling @

701-663-0156 H

or

701-301-1715 C

